

SPARE PARTS CATALOGUE

390 Duke IN



All information contained in this manual is based on the latest product information at the time of publication. Bajaj Auto Limited accepts no liability for any inaccuracies or omissions in this publication, although every possible care has been taken to make it as complete and accurate as possible. All procedures and specifications subject to change without prior notice. The right is reserved to make such changes at any time without prior notice and without incurring an obligation to make such changes to product manufactured previously. Contact authorized KTM Dealer for the latest information on product improvements incorporated after this manual was issued.

DOC. NO.: 71111717

REV. 00 JUNE 13

Dear KTM dealers,

We have pleasure in presenting the 1st 3D Colored Spare Parts Catalogue for 'KTM 390 DUKE' Model. This catalogue has been specially designed to assist you in selecting the correct parts for procurement to maintain 100% availability.

The KTM spares are subjected to the stringent quality control standards to ensure longer life of the vehicle. It is therefore necessary that only the Genuine KTM Spares are used.

In a continual effort to improve Performance and Efficiency of the vehicles, Specifications, Diagrams, Illustrations and Part Numbers can change without notice. Consequently, the description in this Spare Parts Catalogue cannot therefore be final and binding on us.

The modifications / alterations which are carried out after the issue of this catalogue, will be conveyed to you through our Service Circulars. You are requested to make necessary corrections in the Parts Catalogue as per the circulars so as to keep your catalogue up-to-date. This will ensure the appropriate and speedy delivery of the Spare Parts as the order placed will bear the latest part numbers.

In case, if you need any technical assistance contact the concerned Regional Office or write to us on the following address :

**Service Department - KTM
Bajaj Auto Limited
Akurdi, Pune 411 035 India**



1. How to Read the Catalogue : Open the catalogue and from the pictorial index locate the group in which the part you want to find is present. Turn over to the concerned page number (as given by pictorial index). Now find out the figure of the part you wish to order. Write down the part number against that particular figure number from the text.

In case, if you have the part number and you need the other details, the part index can be used. The part index (at the end of the catalogue) will give you the figure and page number of the part you wish to order.

2. How to Order Spare Parts : The part number and the description of the part required should be invariably mentioned in the order as per the catalogue text.

The latest part number as conveyed through our service circulars should only appear on the order. In case of ordering painted components, colour shade of the components should be mentioned.

The quantity shown against the part number is the quantity per vehicle for that group so that particular quantity should be multiplied by the number of sets required.

3. Part Number System: We have used 8 digit system for part numbers. The model or hardware item is indicated by first two digits or alphanumeric, the next two or four digits indicate main group and the last four or two digits indicate serial number in main group or serial number or subgroup of fastener respectively. Thus the part numbers will be indicated by 2-2-4 or 2-4-2 digit system. Understanding this system will enable you to identify the spare parts easily.

4. Abbreviations : The following abbreviations are used in this catalogue.

assly.	Assembly	V	Volts
N.I.	Not illustrated	W	Watts
C'case	Crankcase	accl.	Accelerator
Cyl	Cylinder	Comp.	Complete
o/s.	Over size	Fr	Front
Std.	Standard	L	Length
A/t.	Alternate	Rr	Rear
R.H.	Right hand	Hex.	Hexagonal
L.H.	Left hand	AR	As required

No.	Description	Page No.
1	Crankcase RH	1
2	Crankcase LH	2
3	Clutch Cover	3
4	Balancer Shaft	4
5	Cylinder Piston	5
6	Crankshaft	6
7	Clutch	7
8	Transmission Main Shaft	8
9	Transmission Counter Shaft	9
10	Shifting Mechanism	10,11
11	Radiator Assembly	12
12	Cooling System	13
13	Valve Drive	14
14	Timing Drive	15
15	Cylinder Head	16
16	Lubrication System	17
17	Ignition System	18
18	Electric Starter	19
19	Throttle Body	20
20	Front Fork Triple Clamp	21
21	Handle Bar Controls	22
22	Frame	23,24
23	Side Stand	25
24	Shock Absorber	26
25	Swing Arm	27
26	Exhaust System	28
27	Air Filter	29
28	Tank, Cover	30
29	Seats	31
30	Fuel Pump	32
31	Mask, Fender	33
32	Belly Pan	34
33	Decal	35
34	Front Wheel	36
35	Rear Wheel	37
36	Wiring Harness	38
37	Brake System - Front	39
38	Brake System - Rear	40
39	Brake System - ABS Front & Rear	41
40	Lighting System	42
41	Instruments Lock System	43
42	Tool Kit	44
43	Leg Guard, Saree Guard	45
43	Part Index	46

CRANKCASE RH

1

CRANKCASE LH

2

CLUTCH COVER

3

BALANCER SHAFT

4

CYLINDER, PISTON

5

CRANKSHAFT

6

CLUTCH

7

TRANSMISSION MAIN SHAFT

8

TRANSMISSION COUNTER SHAFT

9

SHIFTING MECHANISM

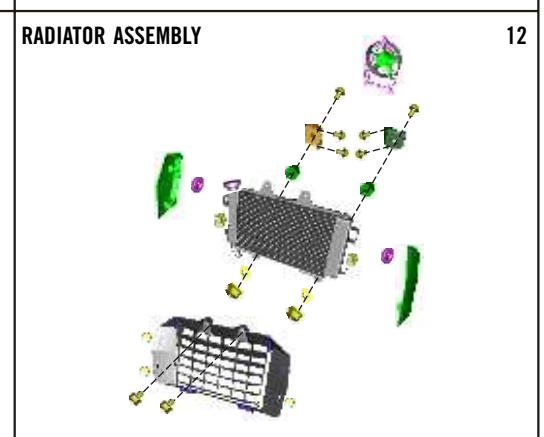
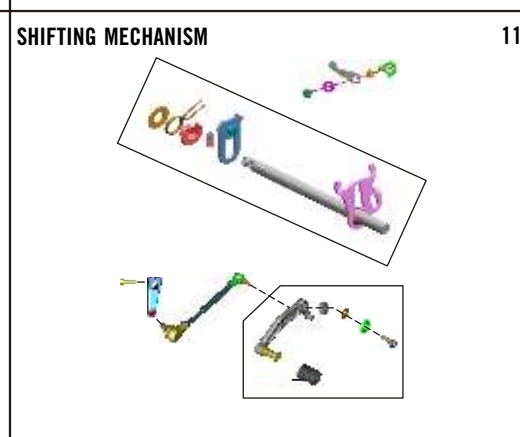


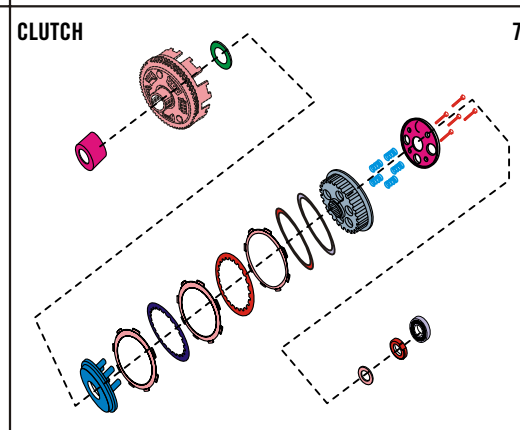
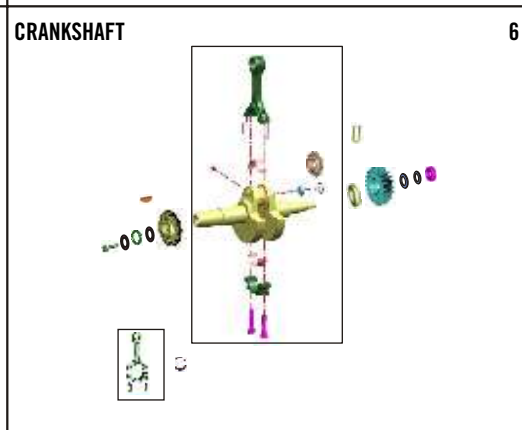
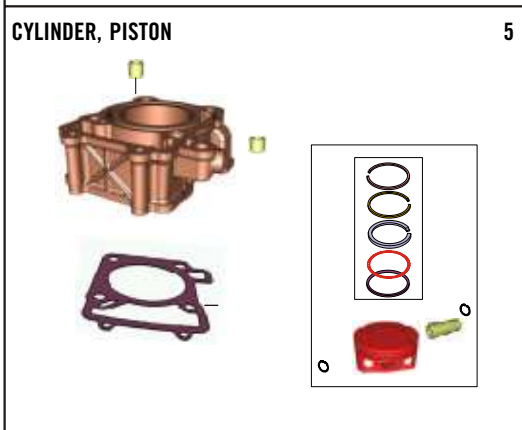
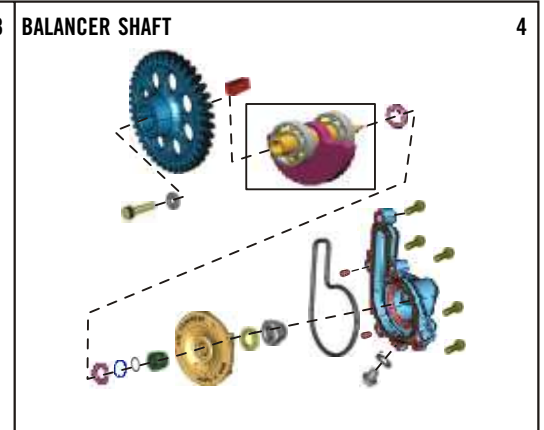
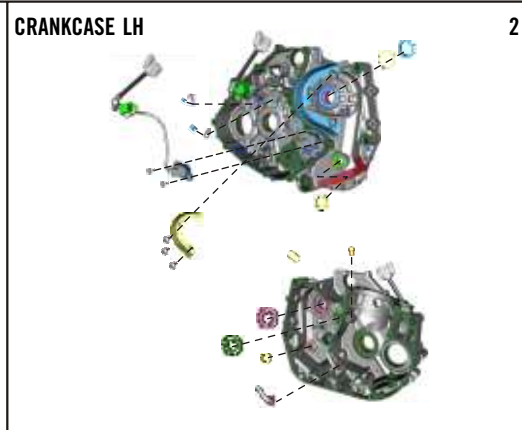
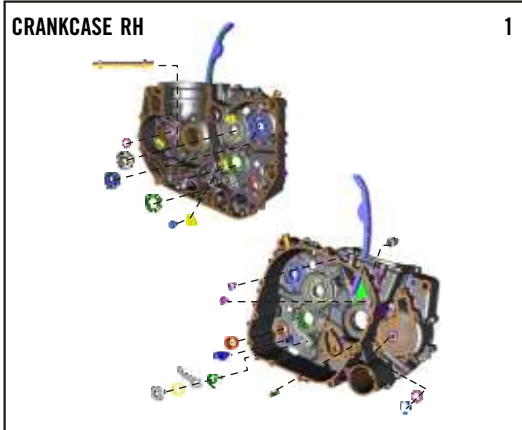
10

SHIFTING MECHANISM

11

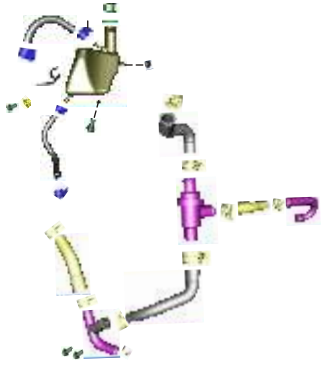
RADIATOR ASSEMBLY

12



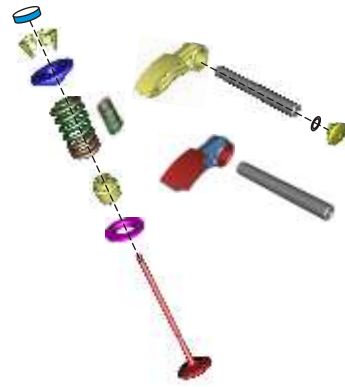
COOLING SYSTEM

13




VALVE DRIVE

14



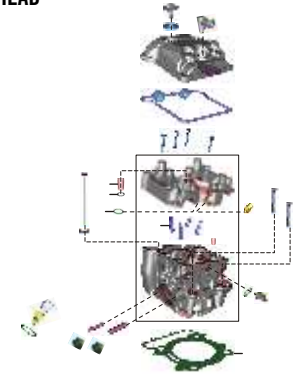
TIMING DRIVE

15



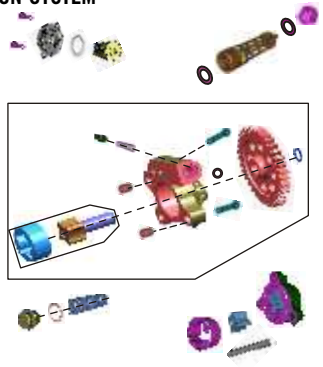
CYLINDER HEAD

16



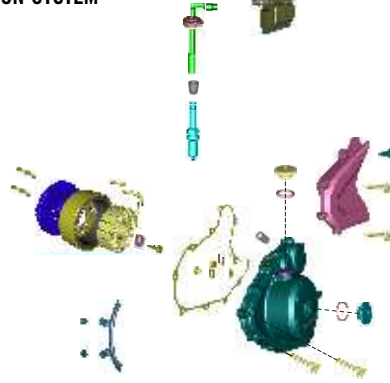
LUBRICATION SYSTEM

17




IGNITION SYSTEM

18




ELECTRIC STARTER

19



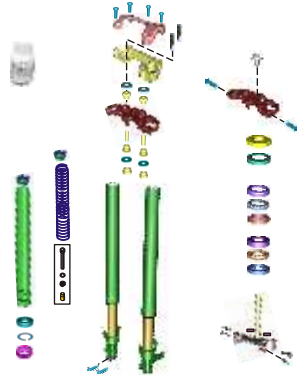
THROTTLE BODY

20



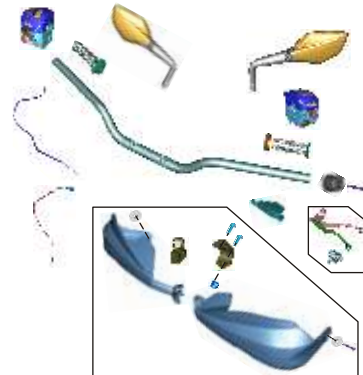
FRONT FORK TRIPLE CLAMP

21



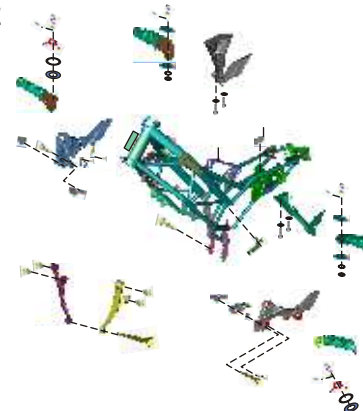
HANDLE BAR CONROELS

22



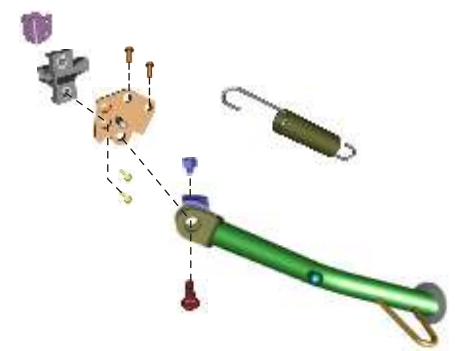
FRAME

23,24



SIDE STAND

25




SHOCK ABSORBER

26



SWING ARM

27



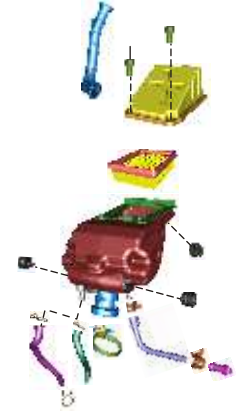
EXHAUST SYSTEM

28



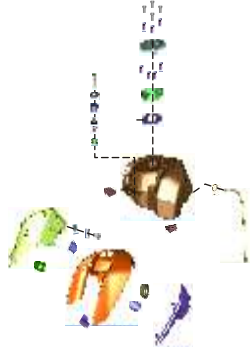
AIR FILTER

29




TANK, COVER

30



SEATS

31



FUEL PUMP

32



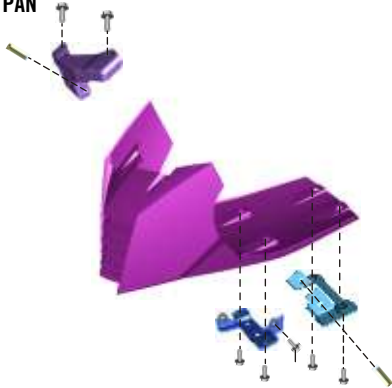
MASK, FENDER

33



BELLY PAN

34



DECAL

35



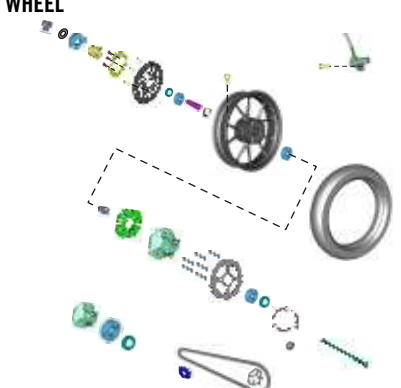
FRONT WHEEL

36



REAR WHEEL

37



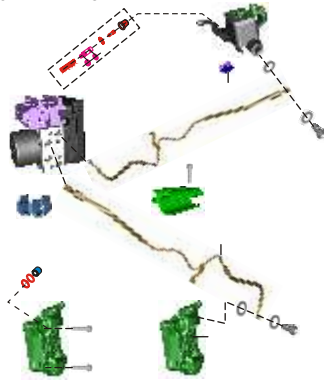
WIRING HARNESS

38



BRAKE SYSTEM - FRONT

39



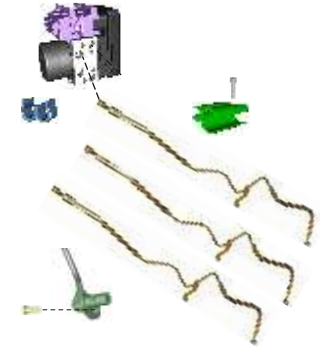
BRAKE SYSTEM - REAR

40



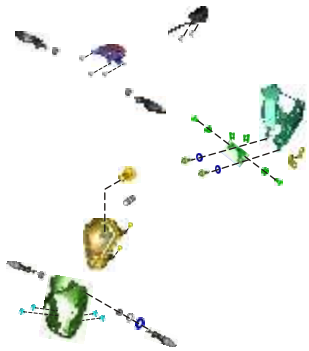
BRAKE SYSTEM - ABS Front & Rear

41



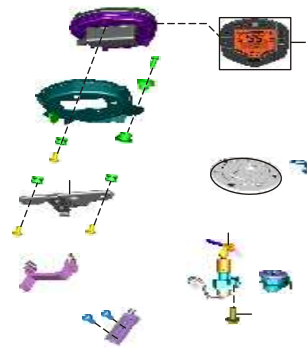
LIGHTING SYSTEM

42




INSTRUMENT LOCK SYSTEM

43



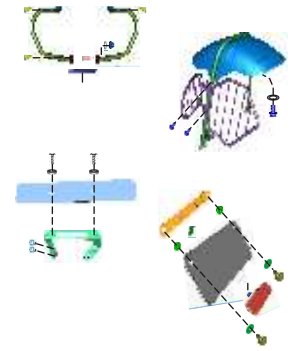
TOOL KIT

44



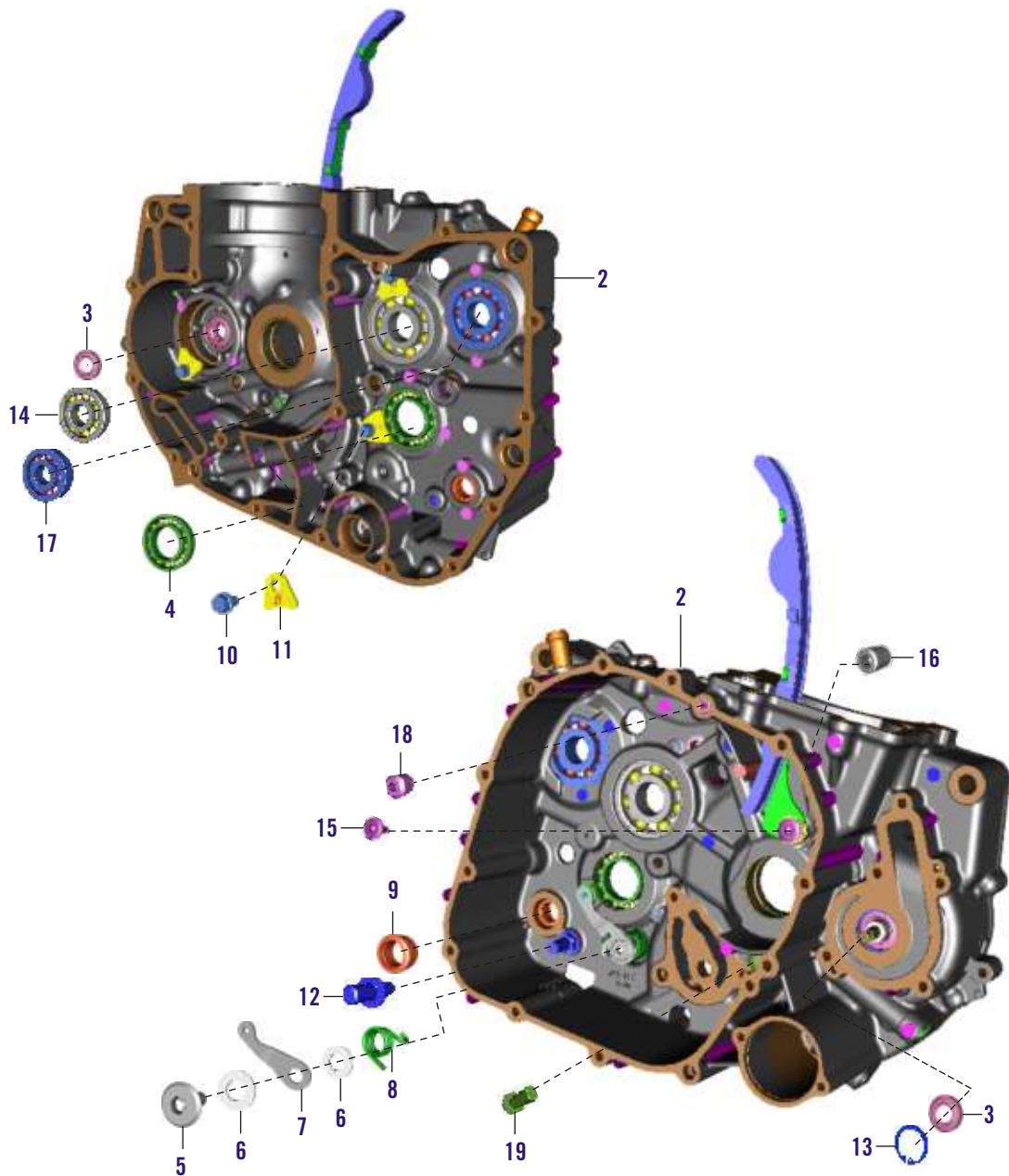
LEG GUARD, SAREE GUARD

45



CRANKCASE RH

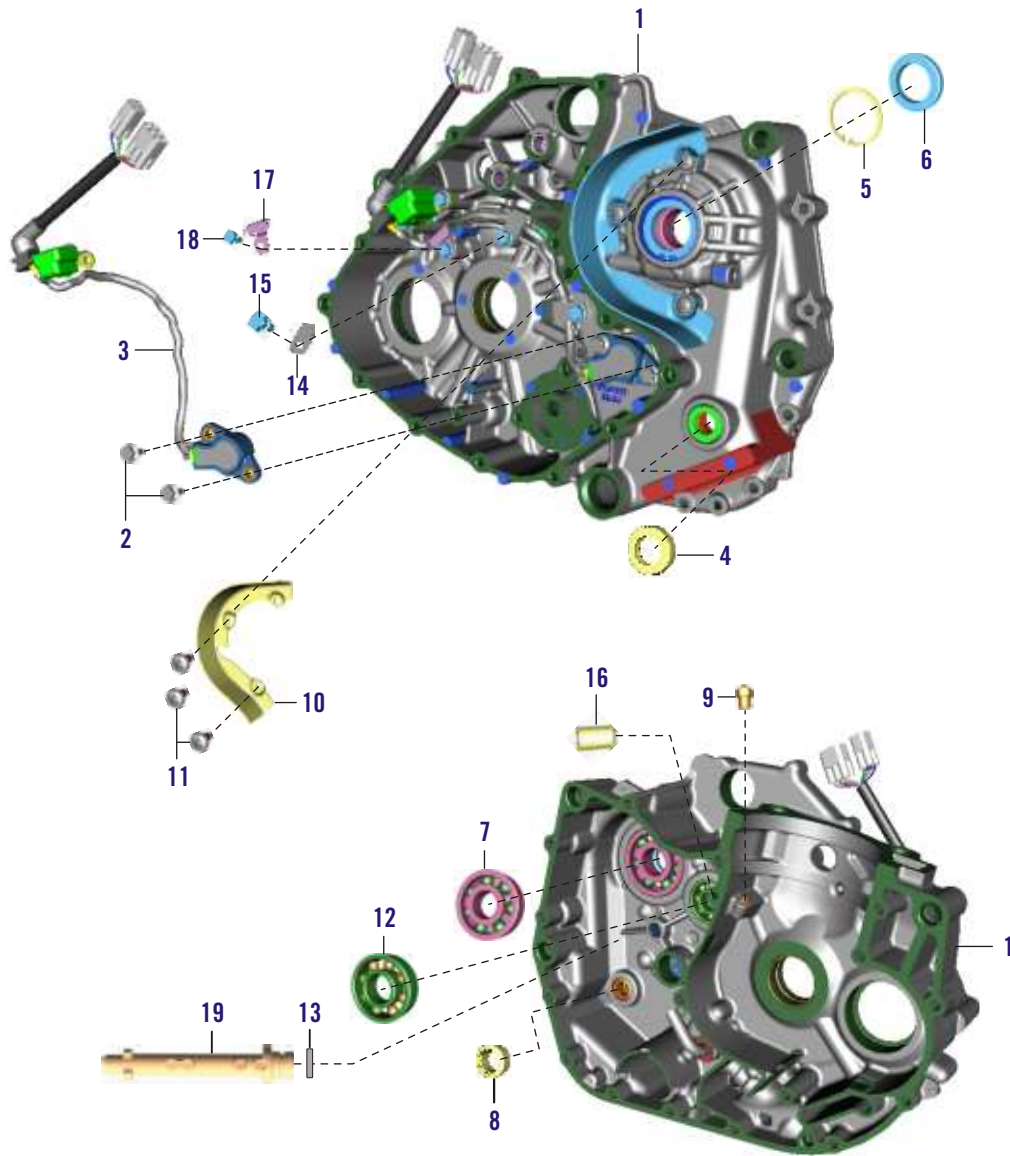
390 Duke



No.	Part No.	Description	Qty
1	JY 5010 08	Engine Assembly (N.I.)	1
2	JY 5410 36	Crankcase Assly RH	1
3	JG 6010 07	Special Shaft Seal Ring (oil)	2
4	39 2601 20	Bearing - Ball : 61905 (25 X 42 X 9)	1
5	JG 5612 04	Bolt Drum Stopper	1
6	JG 5612 05	Washer	1
7	JG 5610 09	Stopper Drum Complete	1
8	JG 5612 26	Spring	1
9	39 2562 20	Bearing - Needle Roller : 13X19X12	1
10	DH 1013 83	Screw Pan Cross - M6	3
11	JY 5410 47	Bearing Stopper	3
12	DP 1011 91	Bolt Shifter	1
13	LE B000 01	Circlip Internal	1
14	39 1864 20	Ball Bearing	1
15	JY 5410 09	Bolt Special Chain Guide	1
16	JY 5410 51	Jet Oil	1
17	39 2185 20	Deep Groove Ball Bearing	1
18	JY 5410 29	Oil Nozzle	1
19	LA E000 01	Flange Bolt	1

CRANKCASE LH

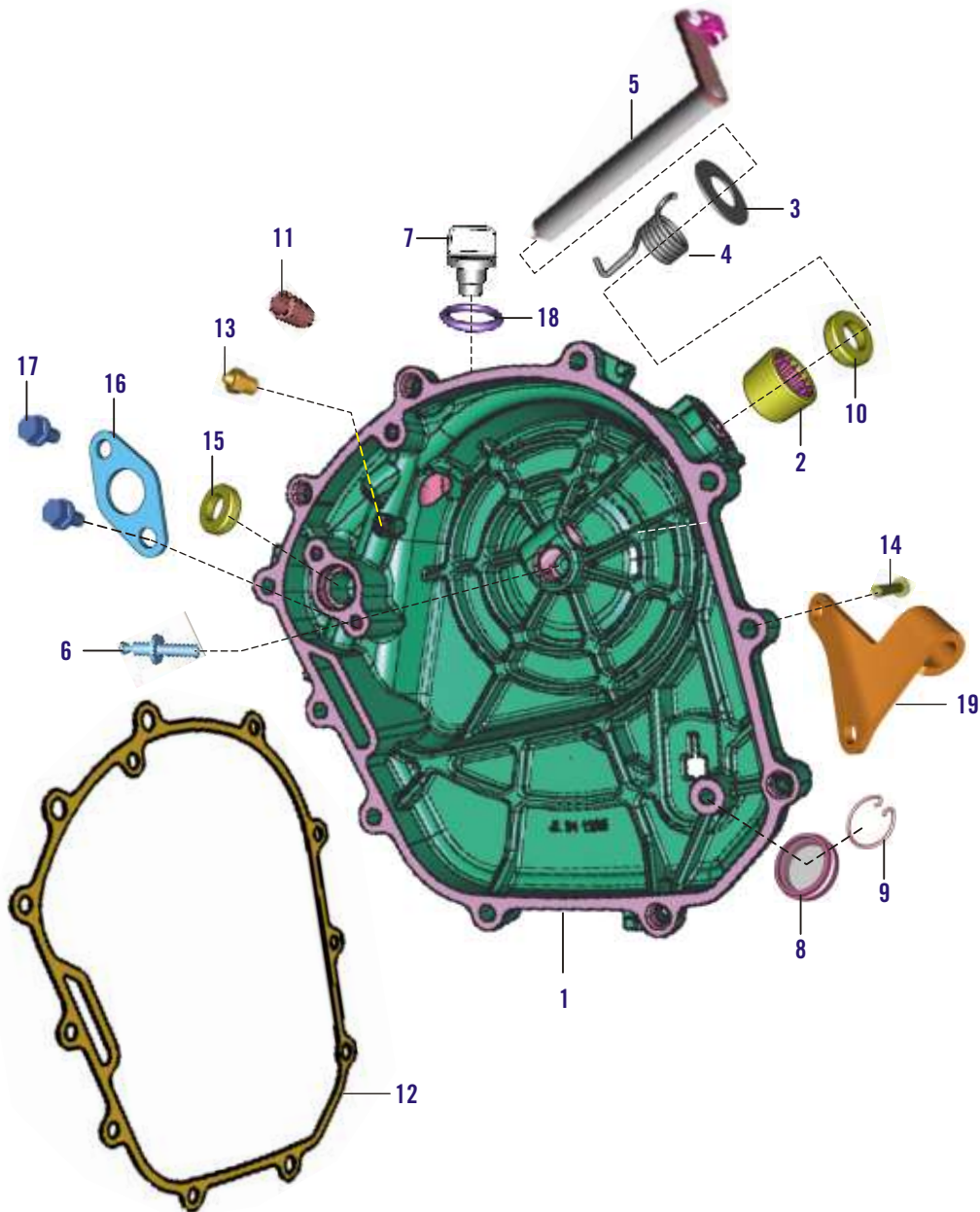
390 Duke



No.	Part No.	Description	Qty
1	JY 5410 35	Crankcase Assly LH	1
2	JN 1810 33	Bolt M-5 x 16	2
3	JY 3518 00	Neutral Indicator Switch & Pulsing Coil	1
4	39 1043 19	Seal Oil	1
5	KE BA37 15	Circlip Internal	1
6	DG 1014 56	Seal Oil	1
7	LP B000 01	Bearing Ball	1
8	39 2562 20	Needle Bearing	1
9	JY 5410 50	Oil Nozzle	1
10	JY 5410 31	Chain Guard	1
11	KB BG06 12	Flat Head Screw M6X12 PH	3
12	KP BG62 02	Ball Bearing	1
13	LJ A000 02	'O' Ring	1
14	JY 5410 16	Plate Harness	2
15	LA E000 10	Bolt Flange	2
16	JY 5410 52	Oil Jet	1
17	JY 5410 42	Bracket Harness	1
18	LA E000 10	Flange Bolt	3
19	JY 5710 29	Oil Rail	1

CLUTCH COVER

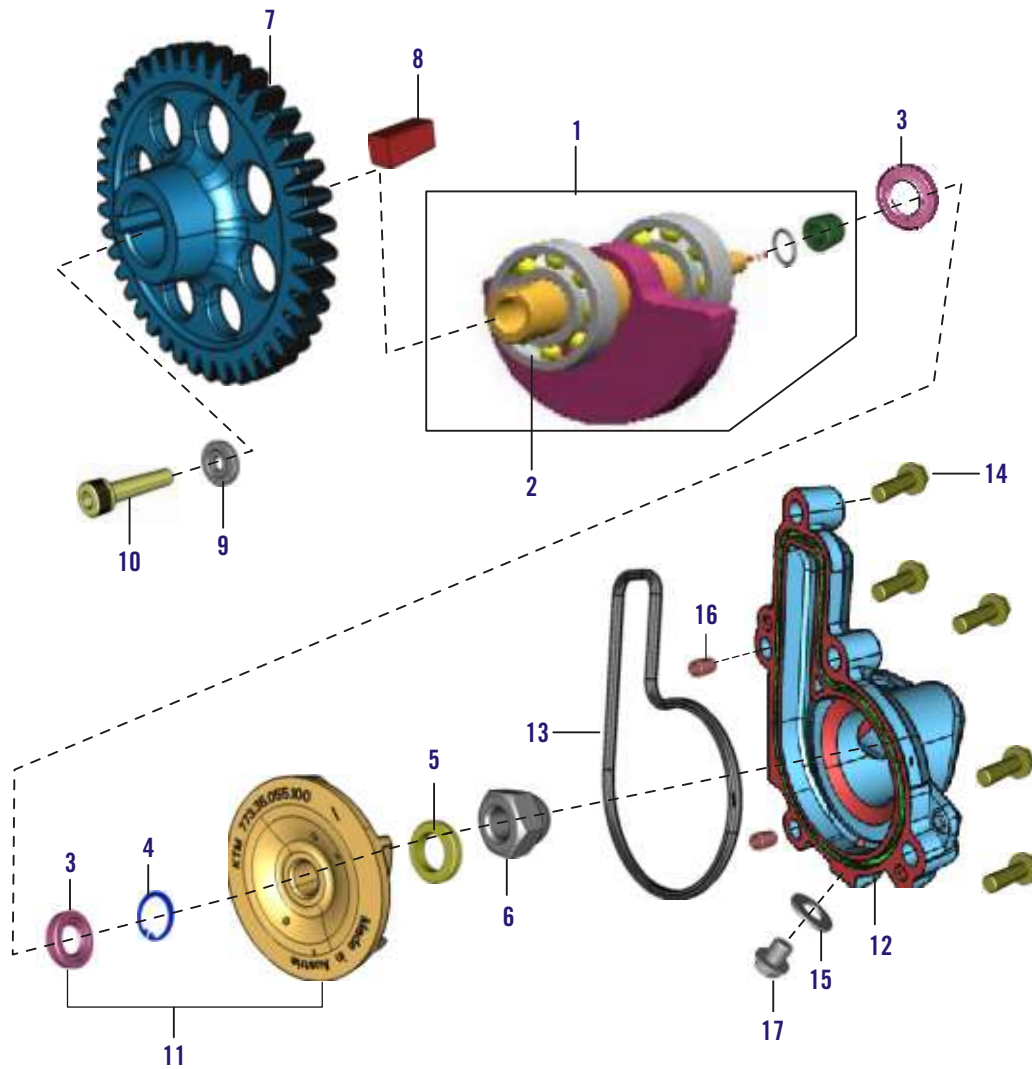
390 Duke



No.	Part No.	Description	Qty
1	JY 5412 13	Clutch Cover Assly.	1
2	39 1990 20	Bearing - Needle	1
3	LD B000 20	Washer 12.5X24X0.8T	1
4	JY 5412 21	Spring	1
5	JY 5412 17	Shaft Clutch Release Assy	1
6	JY 5514 04	Rod Pull	1
7	JG 5412 30	Cap Oil Filling	1
8	DG 1014 18	Gauge	1
9	DS 1012 15	Clip - Wire	1
10	39 1041 19	Seal - Oil	1
11	39 0999 06	Pin - Hollow Dowel	2
12	JY 5412 25	Gasket Clutch Cover	1
13	JG 5410 21	Oil Jet	2
14	KA EQ06 35	Bolt Flanged	12
15	39 2016 19	Seal - Oil	1
16	JY 5420 20	Cover Plate Position	1
17	DH 1013 83	Bolt M6	2
18	39 1537 21	'O' ring	1
19	JY 5412 09	Bracket Clutch Cover	1

BALANCER SHAFT

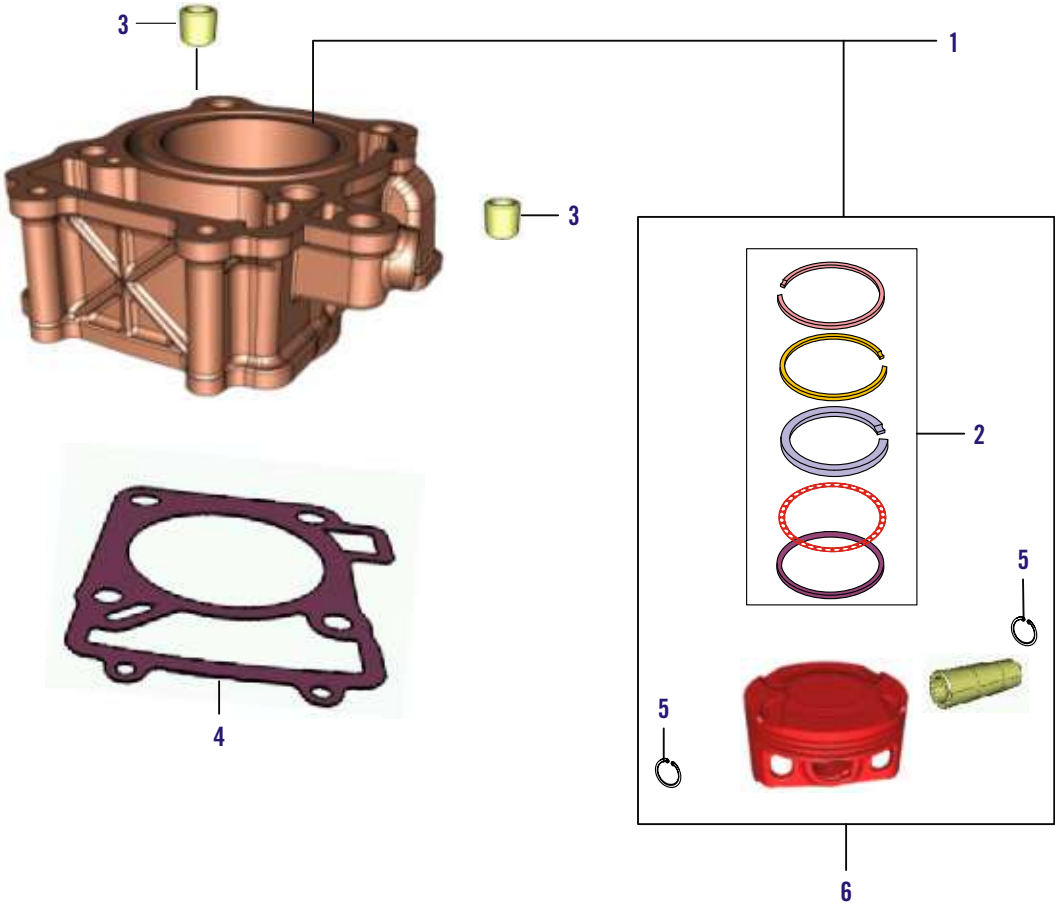
390 Duke



No.	Part No.	Description	Qty
1	JY 5312 13	Balancer Assy	1
2	KP BF63 04	Balancer Bearing (6202/HN3C3D8)	2
3	JG 6010 07	Shaft Oil Seal	2
4	LE B000 01	Circlip	1
5	JG 5312 15	Washer (2.5MM)	1
6	JG 6010 05	Dome Nut	1
7	JG 5312 07	Gear Balancer Driven (Grinding)	1
8	DS 1011 54	Key	1
9	DH 1010 48	Washer - Special :- Camshaft	1
10	DK 1013 86	Pre-coated Soc HD Cap Bolt M8X40	1
11	36 JL00 39	Assly Water Pump Rotor + Oil Seal (11+19)	1
12	JG 6010 11	Cover Water Pump	1
13	JG 6010 12	O-Ring (Water Pump Cover)	1
14	KA DQ06 20	Bolt Hexagonal	5
15	39 1665 11	Copper Gasket	1
16	39 2606 07	Pin - Parallel	2
17	KA DQ06 06	HS Collar Screw	1

CYLINDER PISTON

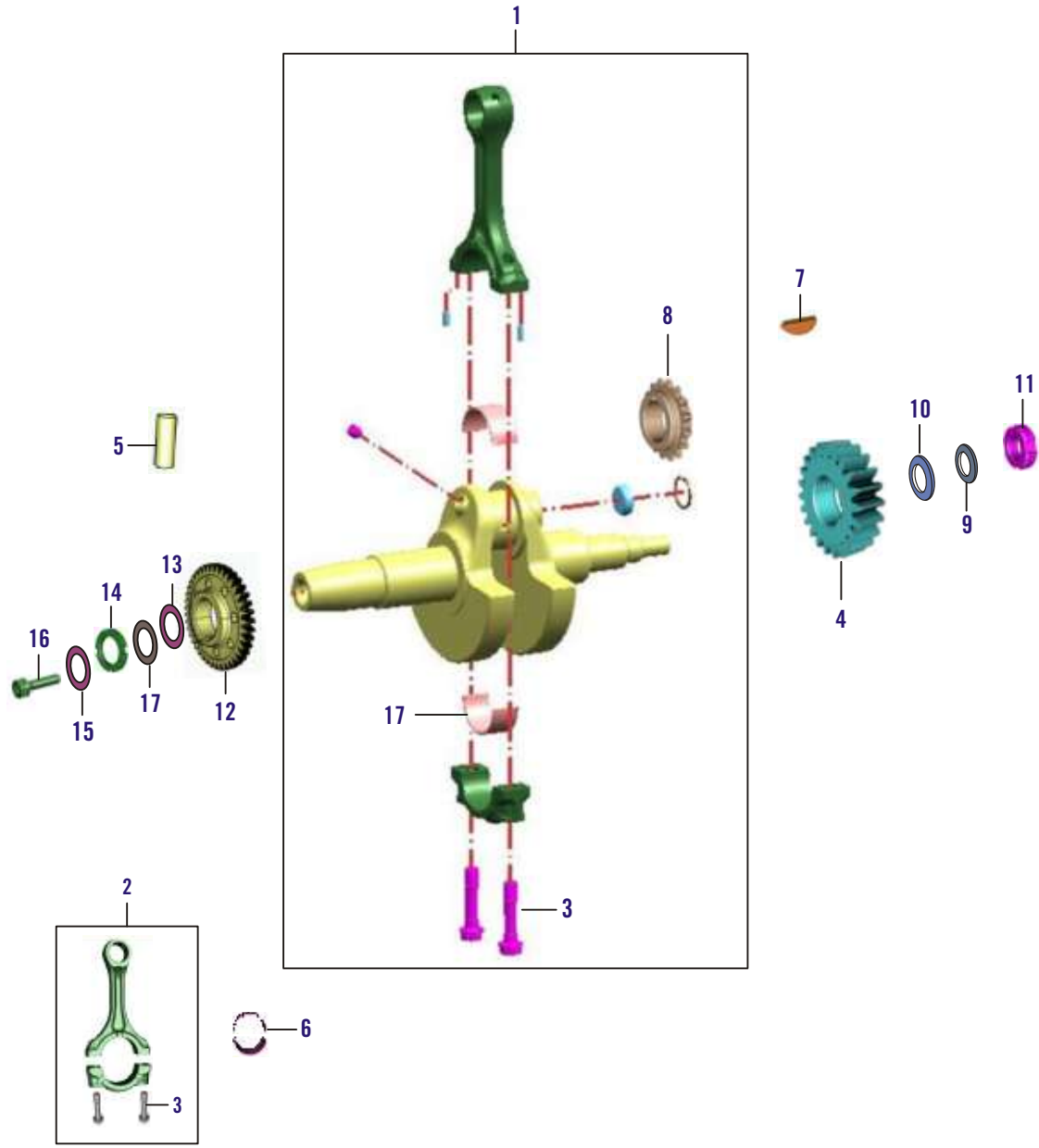
390 Duke



No.	Part No.	Description	Qty
1	36 JY00 07	Kit Asly Block Piston	1
2	36 JY00 03	Kit Piston Ring	1
3	39 2181 06	Pin - Hollow Dowel : 14 X 20	2
4	JY 5210 06	Gasket Cylinder Block	1
5	JY 5212 20	Ring - Snap	2
6	JY 5212 14	Piston Complete	1

CRANKSHAFT

390 Duke

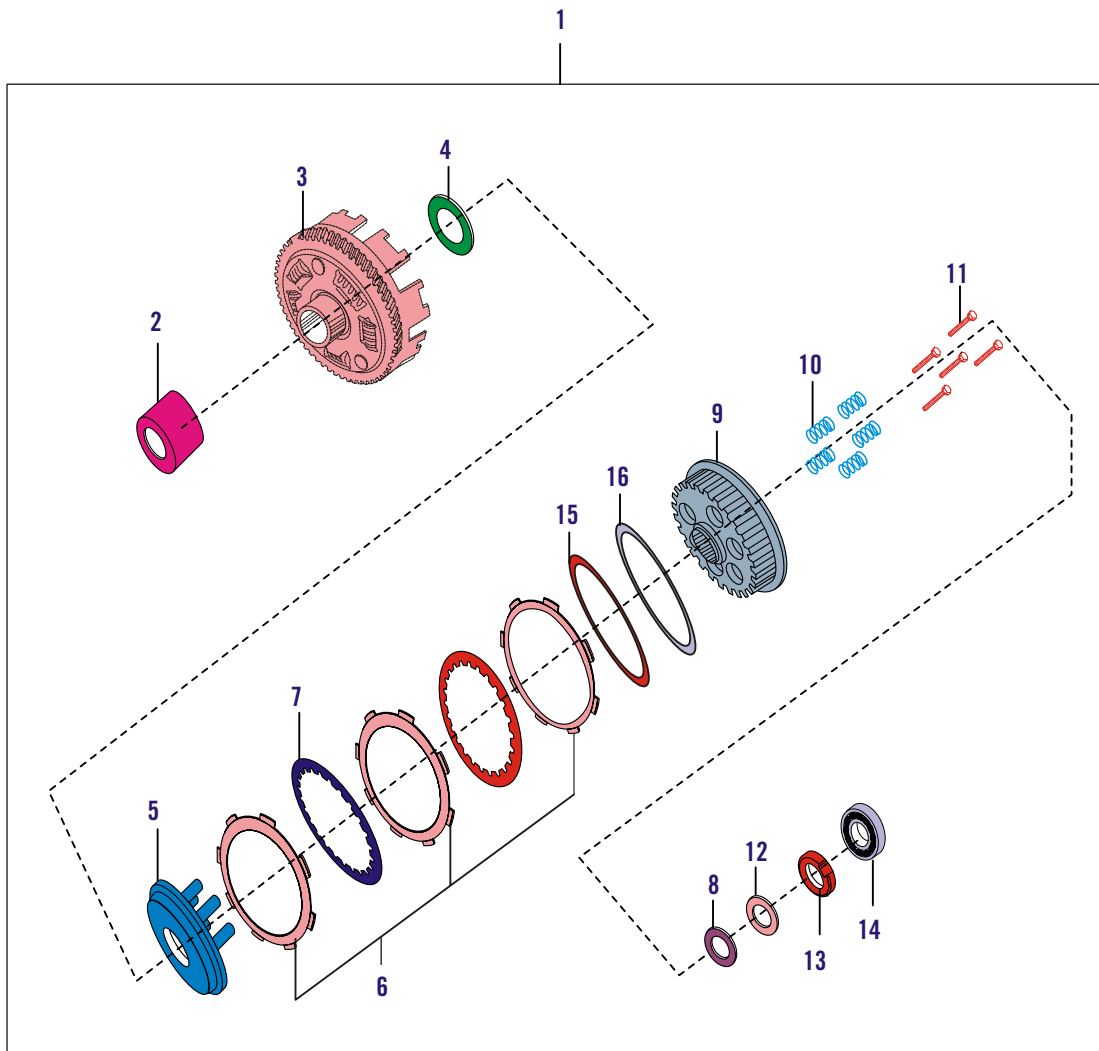


No.	Part No.	Description	Qty
1	JY 5310 21	Crankshaft Assembly Comp	1
2	JY 5310 24	Connecting Rod Assly.	1
3	JY 5310 05	Bolt	2
4	JY 5512 12	Primary Gear 22 T	1
5	39 2606 07	Pin - Parallel	1
7	31 1011 73	Key-Woodruff for Crankshaft Cl. Side	2
8	JY 5310 26	Sprocket Crankshaft 18 T	1
9	DG 1012 75	Washer Crankshaft	1
10	JY 5310 08	Washer - Plain (Primary Drive Gear)	1
11	LC G000 02	Nut Sprocket Drive Lock	1
12	JY 5512 20	Balancer Drive Gear	1
13	LD H000 02	Beleville Washer	1
14	JG 5310 40	Nut Balancer Drive Lock	1
15	LD B000 10	Washer - Plain	1
16	LA D000 55	Flanged Bolt M10X1, 25X30	1
17	LD B000 33	Washer Plain	1
6	36 JY00 04	Split Bearing Bush Green	2
	36 JY00 05	Split Bearing Bush Blue	2
	36 JY00 06	Split Bearing Bush None	2

Crankshaft Marking	Connecting Road Bush Marking	
	1	2
A.	None 36 JY00 06	Blue 36 JY00 05
B.	Green 36 JY00 04	None 36 JY00 06

CLUTCH

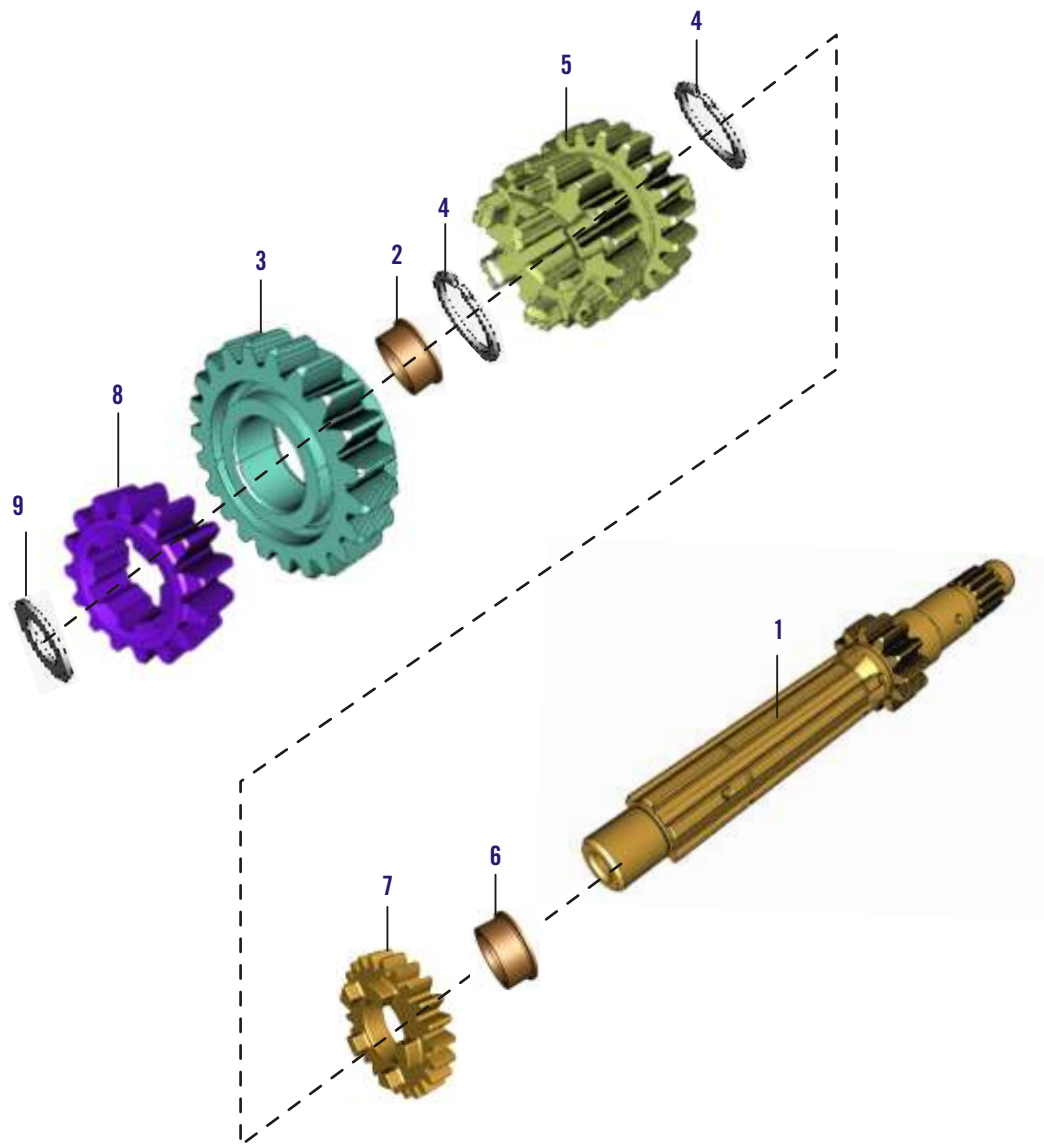
390 Duke



No.	Part No.	Description	Qty
1	JY 5514 00	Clutch Assy Comp	1
2	JY 5514 01	Collared Bush	1
3	JY 5514 08	Clutch Housing Assly.	1
4	JY 5514 03	Washer Clutch	1
5	JY 5514 21	Plate (Wheel Clutch)	1
6	36 JY00 02	Kit Friction Plate	1
7	JY 5514 17	Pressure Plate	7
8	JY 5510 19	Plain Washer	1
9	JY 5514 16	Clutch Center (Holder Clutch)	1
10	JY 5514 22	Spring -Clutch	5
11	JY 5514 13	Bolt SH 6x22	5
12	DG 1012 75	Spring Belleville	1
13	LC G000 09	Nut Clutch Center Lock (Pre-coated)	1
14	39 1724 20	Clutch Lifter Bearing	1
15	JY 5514 26	Seat Judder Spring	1
16	JY 5514 27	Spring Anti Judder	1

TRANSMISSION I - MAIN SHAFT (INPUT SHAFT)

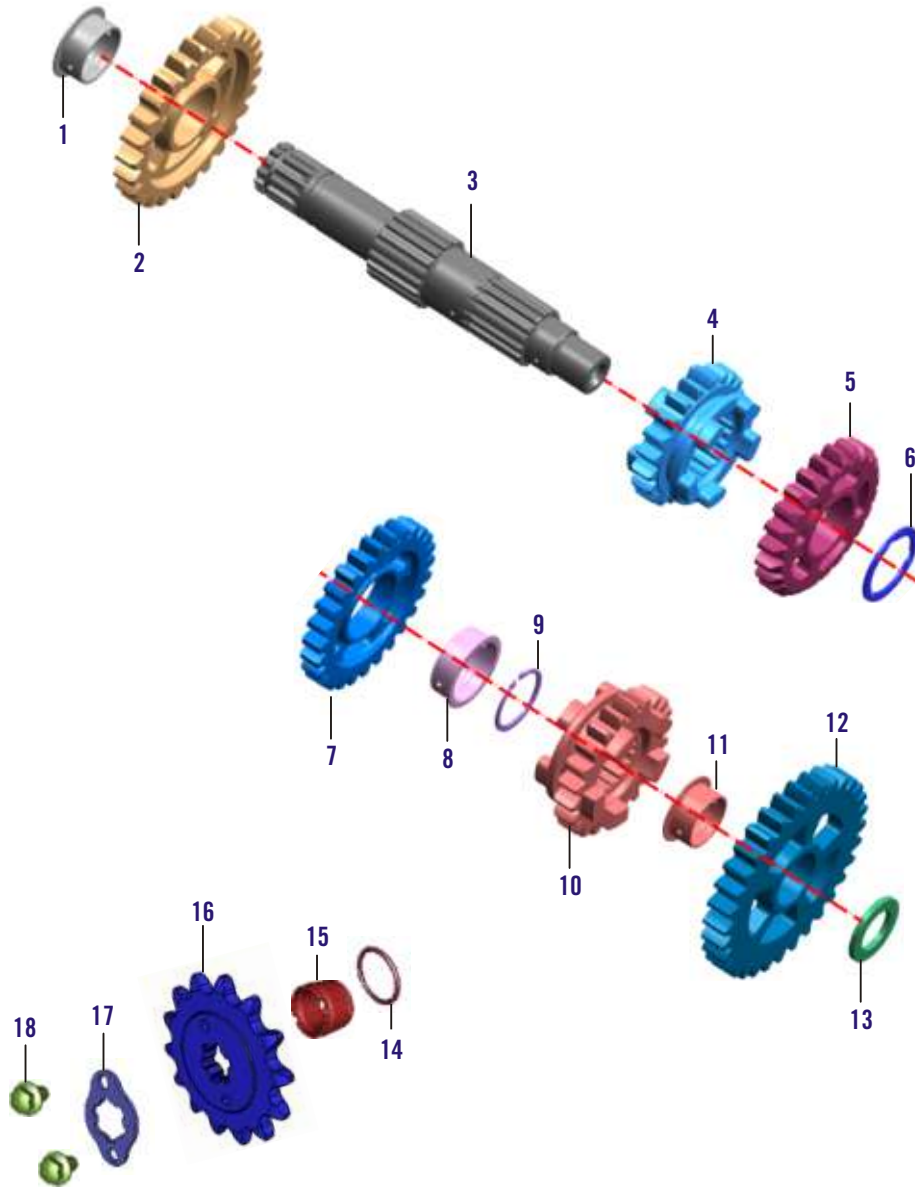
390 Duke



No.	Part No.	Description	Qty
1	JY 5510 22	Shaft Input T/M Comp	1
2	JY 5510 21	Bush 6th Drive	1
3	JY 5512 31	Gear 6th Drive	1
4	JY 5512 14	Circlip	2
5	JY 5512 29	Gear Drive Multiple 3&4	1
6	JY 5510 10	Bush	1
7	JY 5512 30	Gear 5th Drive	1
8	JY 5512 28	Gear 2nd Drive	1
9	JY 5512 15	Washer - Thrust	1

TRANSMISSION II - COUNTER SHAFT (OUTPUT SHAFT)

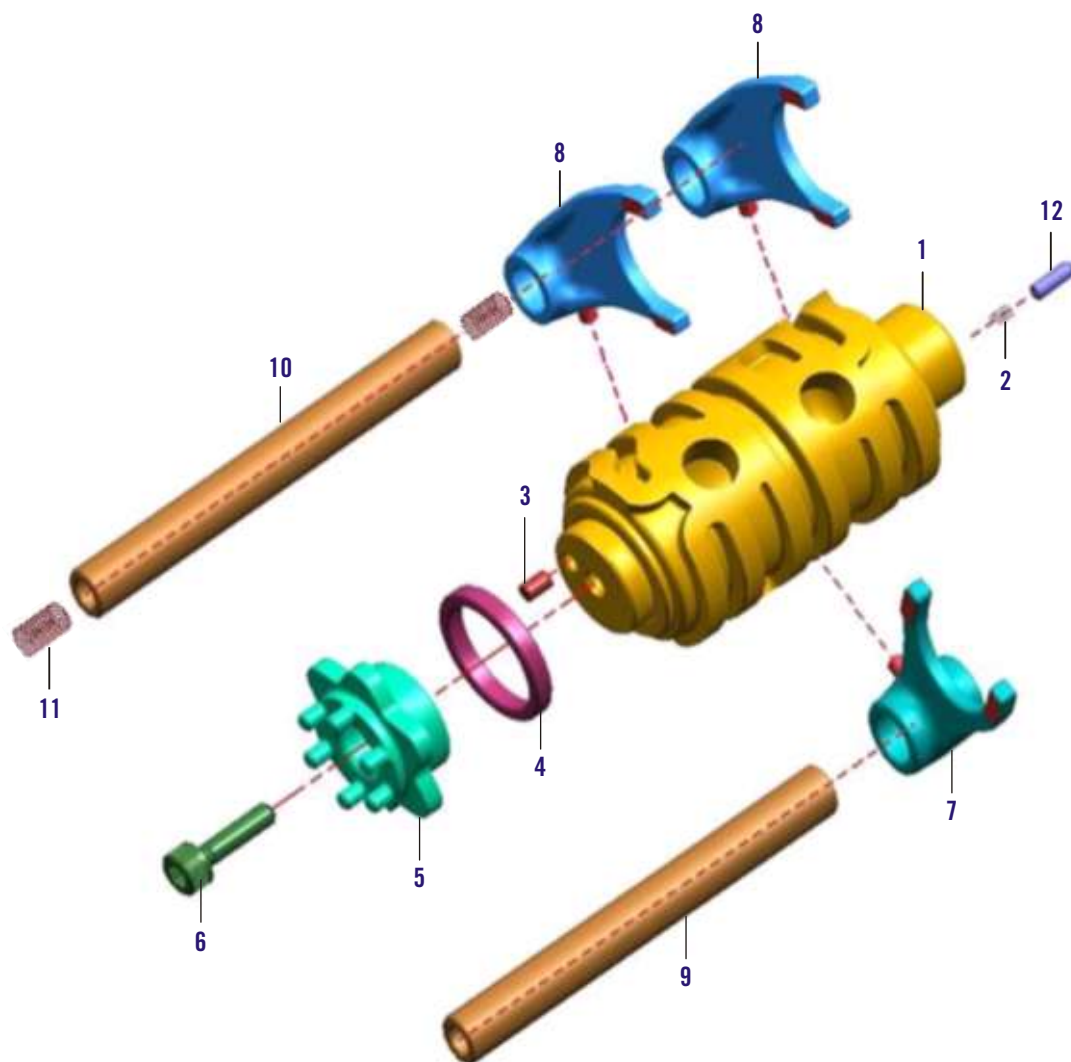
390 Duke



No.	Part No.	Description	Qty
1	JY 5510 06	Bush 2nd Driven	3
2	JY 5512 33	Gear 2nd Driven	1
3	JY 5510 08	Output Shaft Assy With Plug	1
4	JY 5512 37	Gear 6th Driven	1
5	JY 5512 35	Gear 4th Driven	1
6	JY 5510 05	Washer Thrust 3rd Driven	1
7	JY 5512 34	Gear 3rd Driven	1
8	JY 5510 27	Bush 3rd Driven	1
9	JY 5512 18	Circlip Output Shaft	1
10	JY 5512 36	Gear 5th Driven	1
11	JY 5512 05	Bush 1st Driven	1
12	JY 5512 32	Gear 1st Driven	1
13	JY 5512 17	Washer Thrust 1st Driven	1
14	JY 5510 18	O-Ring Sprocket Collar(17.5x1.5)	1
15	JY 5510 15	Collar Sprocket	1
16	DT 5512 00	Sprocket Output (15T)	1
17	JY 5510 17	Plate Drive Sprocket	1
18	LA E000 17	Bolt Flanged M6X1X10L-Precoated	2

SHIFTING MECHANISM

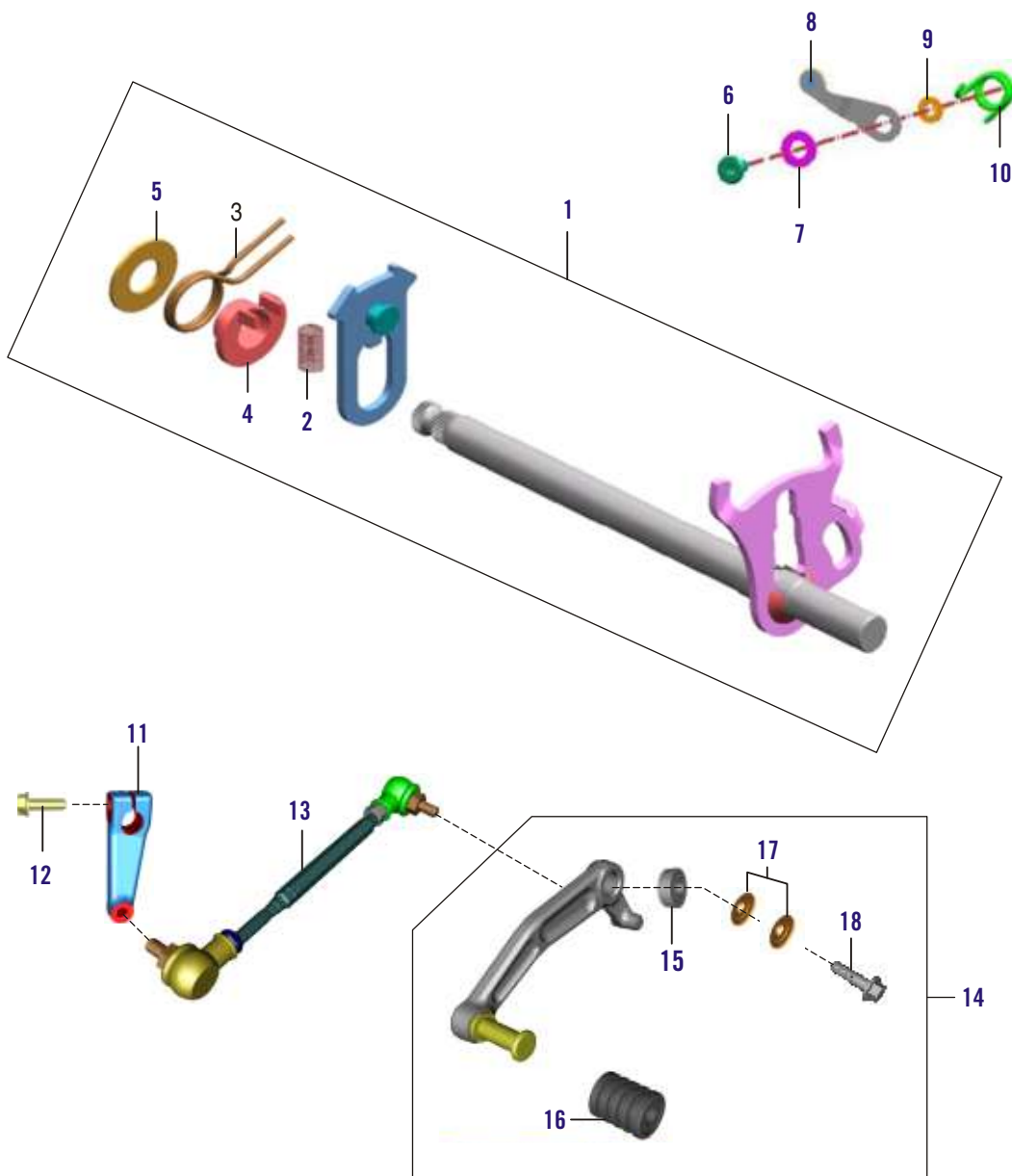
390 Duke



No.	Part No.	Description	Qty
1	JY 5610 01	Drum Complete Gear Shift	1
2	EC 5610 23	Spring Gear Switch Indicator	1
3	39 2606 07	Pin - Parallel	1
4	JG 5610 10	Spacer-Guide Gear Shift	1
5	JG 5612 22	Guide Gear Shift	1
6	LA C000 24	Bolt Socket Head M6X1X20L	1
7	JY 5610 02	Fork Gear Shift Input	1
8	JY 5610 08	Fork Gear Shift Output	2
9	JY 5610 04	Shaft Gear Shift Fork	2
10	JY 5610 07	Shaft Gear Shift Fork Output	1
11	JY 5410 39	Spring for Shaft Gear Shift	2
12	JG 5610 08	Pin Drum	1

SHIFTING MECHANISM

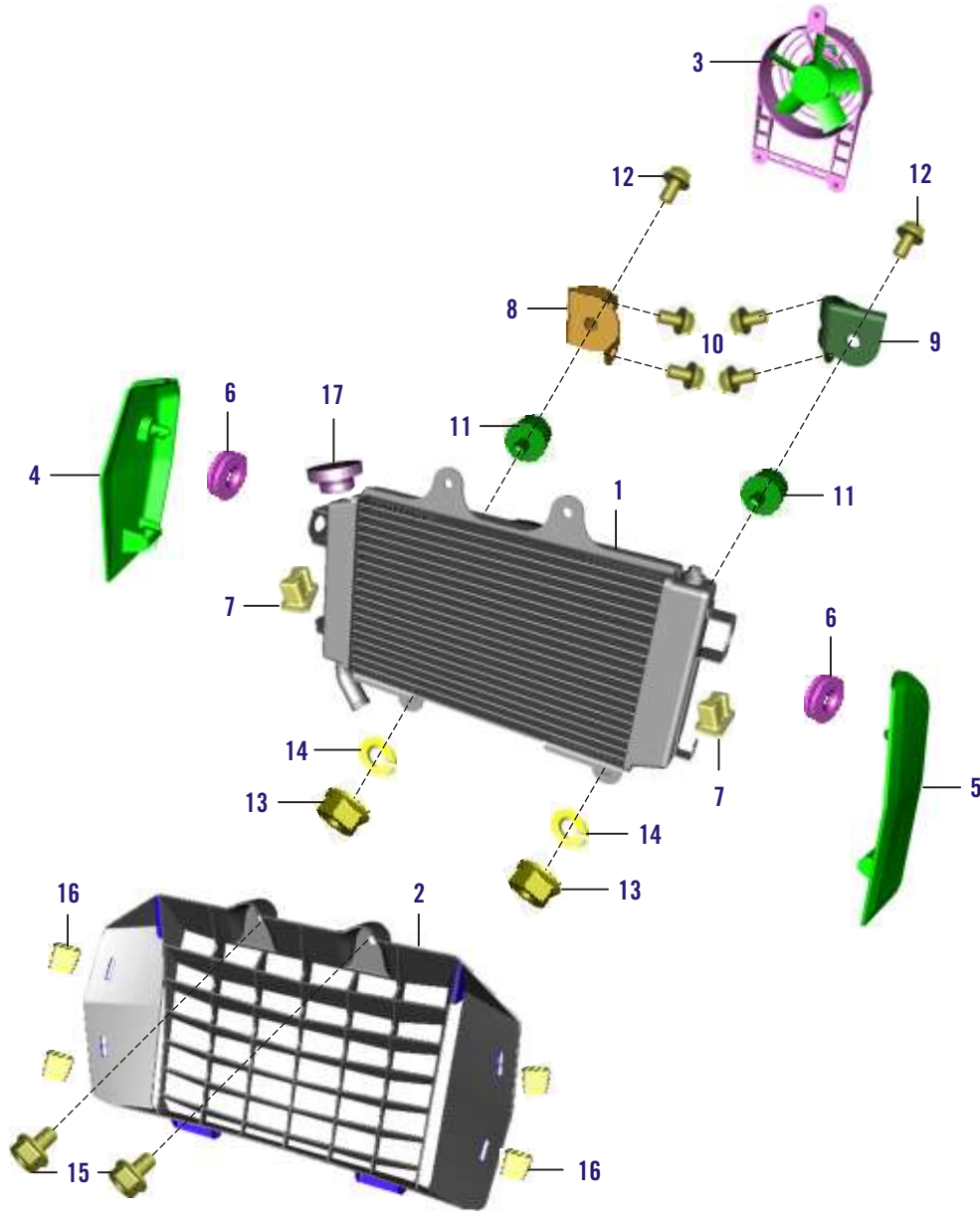
390 Duke



No.	Part No.	Description	Qty
1	JY 5612 05	Lever Gear Shift Assy Comp.	1
2	JG 5612 15	Compression Spring	1
3	JG 5612 18	Torsion Spring (Final Config)	1
4	JG 5612 17	Bush-Torsion Spring	1
5	JG 5612 16	Stopper Disc (Washer Steel)	1
6	JG 5612 04	Bolt Drum Stopper	1
7	JG 5612 05	Washer	1
8	JG 5610 09	Stopper Drum Complete	1
9	39 2005 11	Washer	1
10	JG 5612 26	Spring	1
11	JU 5614 00	Lever Change Arm	1
12	KA DM06 22	HH Collar Screw M6X22	1
13	JU 5614 01	Tension Rod Complete	1
14	36 JU00 32	Change Lever Assly	1
15	JG 1130 61	Bearing	2
16	JG 1130 10	Rubber	1
17	JG 1130 62	Washer	2
18	JG 1130 68	Bolt Change Lever	1

RADIATOR ASSEMBLY

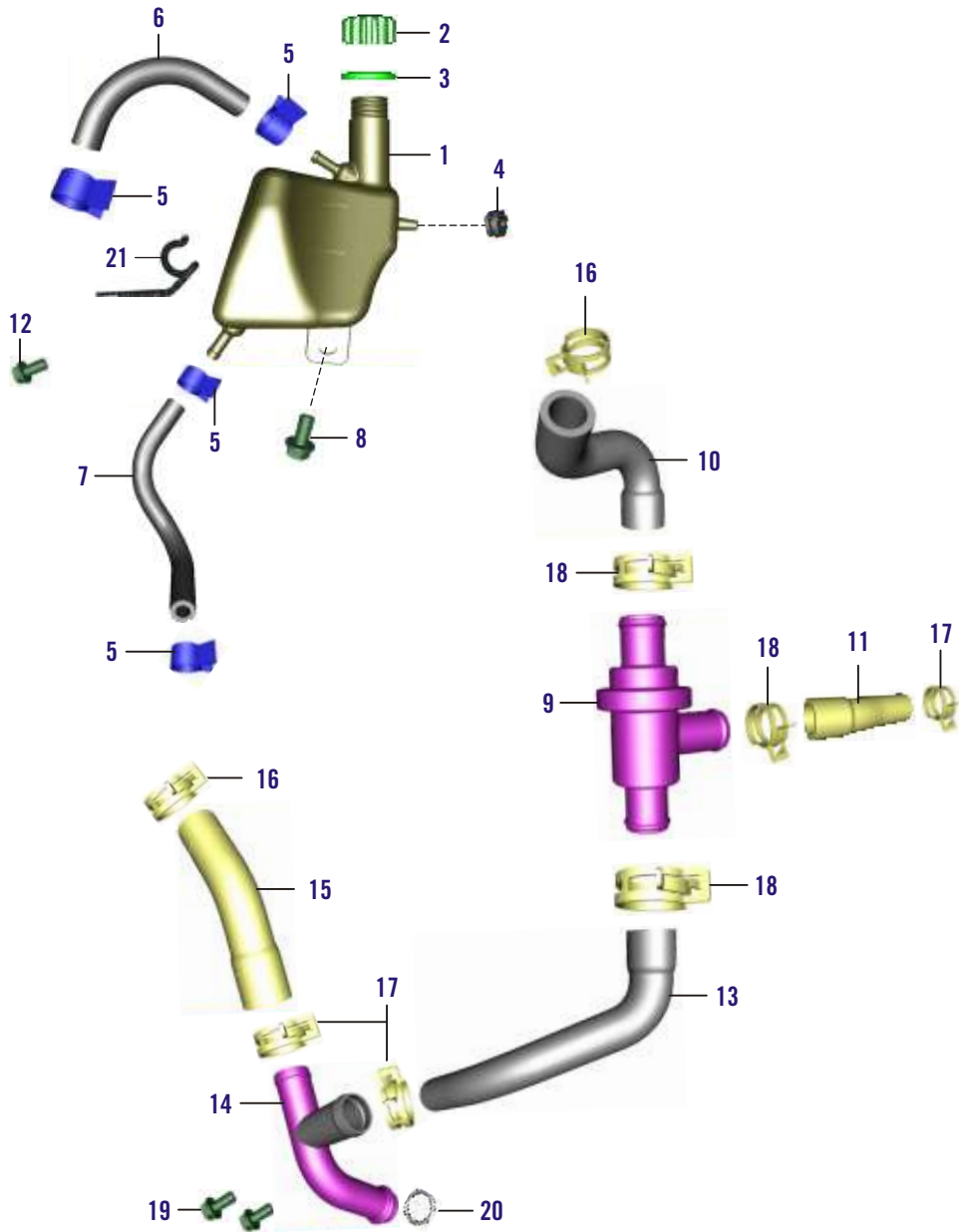
390 Duke



No.	Part No.	Description	Qty
1	JY 6012 34	Radiator Cpl. (Without Fan)	1
2	JY 6012 24	Radiator Cowl	1
3	JG 6014 00	Ventilator Cpl. (Radiator Fan)	1
4	JU 1812 01	Radiator Protector R/S	1
5	JU 1812 00	Radiator Protector L/S	1
6	DS 1610 82	Damping Rubber I Radiator Prot	2
7	JC 1410 17	Damp. Rubber II Radiator Prot	2
8	JY 1138 01	Radiator Bracket RH	1
9	JY 1138 00	Radiator Bracket LH	1
10	KA DM06 10	HH Collar Screw M6x10 Sw8	4
11	JY 6012 27	Rubber Grommet	4
12	LA D000 40	Bolt Flange	4
13	LC L000 02	Flanged Nut M6 WS10 Self Lock.	4
14	KD CF06 12	Washer Spring B6	4
15	LA D000 40	Bolt Radiator Cowl	2
16	JU 1138 01	Damper Radiator Cowl	4
17	JG 6012 35	Radiator Cap (Modified)	1

COOLING SYSTEM

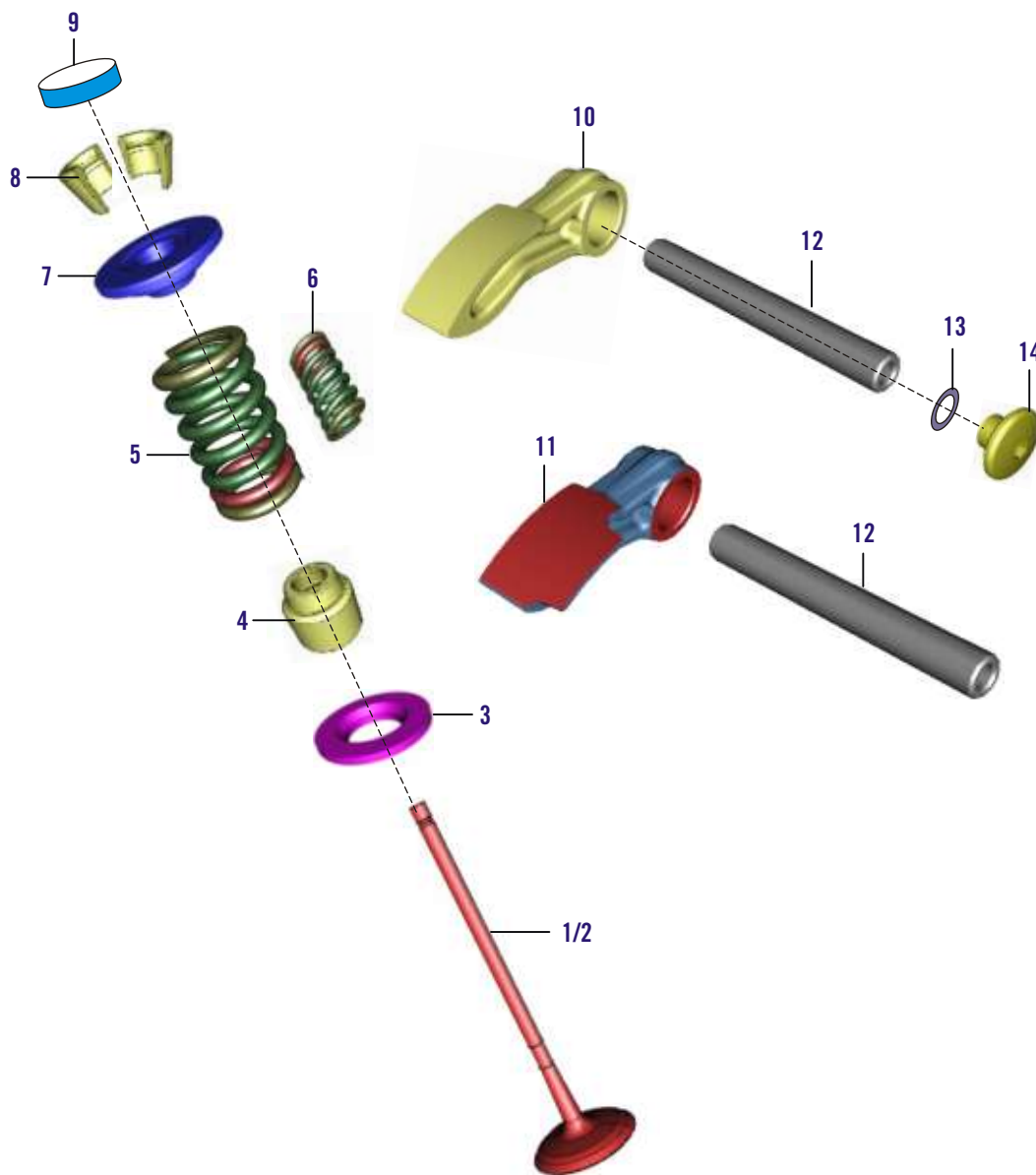
390 Duke



No.	Part No.	Description	Qty
1	JG 6012 08	Tank Reservoir	1
2	JG 6012 11	Plug F. Expansion Tank (Reservoir Cap)	1
3	JG 6012 30	"O" Ring Tank Cap	1
4	JG 1138 06	Grommet Expansion Tank	1
5	JG 1710 29	Clamp 10mm	4
6	JG 6012 13	Tube Drain	1
7	JG 6012 15	Tube Connecting	1
8	JG 1812 50	Step Bolt	1
9	JG 6010 14	Thermostat	1
10	JY 6012 25	Radiator Hose Therm. Radiator	1
11	JY 6012 15	Radiator Hose Engine-therm.	1
12	KA AD06 12	Bolt Bracket Tube Drain	1
13	JY 6012 04	Radiator Hose Therm. - Cool. Pipe	1
14	JG 6010 19	Cooling Pipe "t" Cpl.	1
15	JY 6012 26	Radiator Hose Radiator - Cool L. "T"	1
16	JG 6012 09	Hose Clamp D24	2
17	JG 6010 16	Hose Clamp D26	3
18	JG 6012 10	Hose Clamp D28	3
19	LA D000 82	HH Collar Screw M6x12 Sw10	2
20	JG 6012 21	O-ring 18,5x3	2
21	JG 1138 39	Bracket Tube Drain	1

VALVE DRIVE

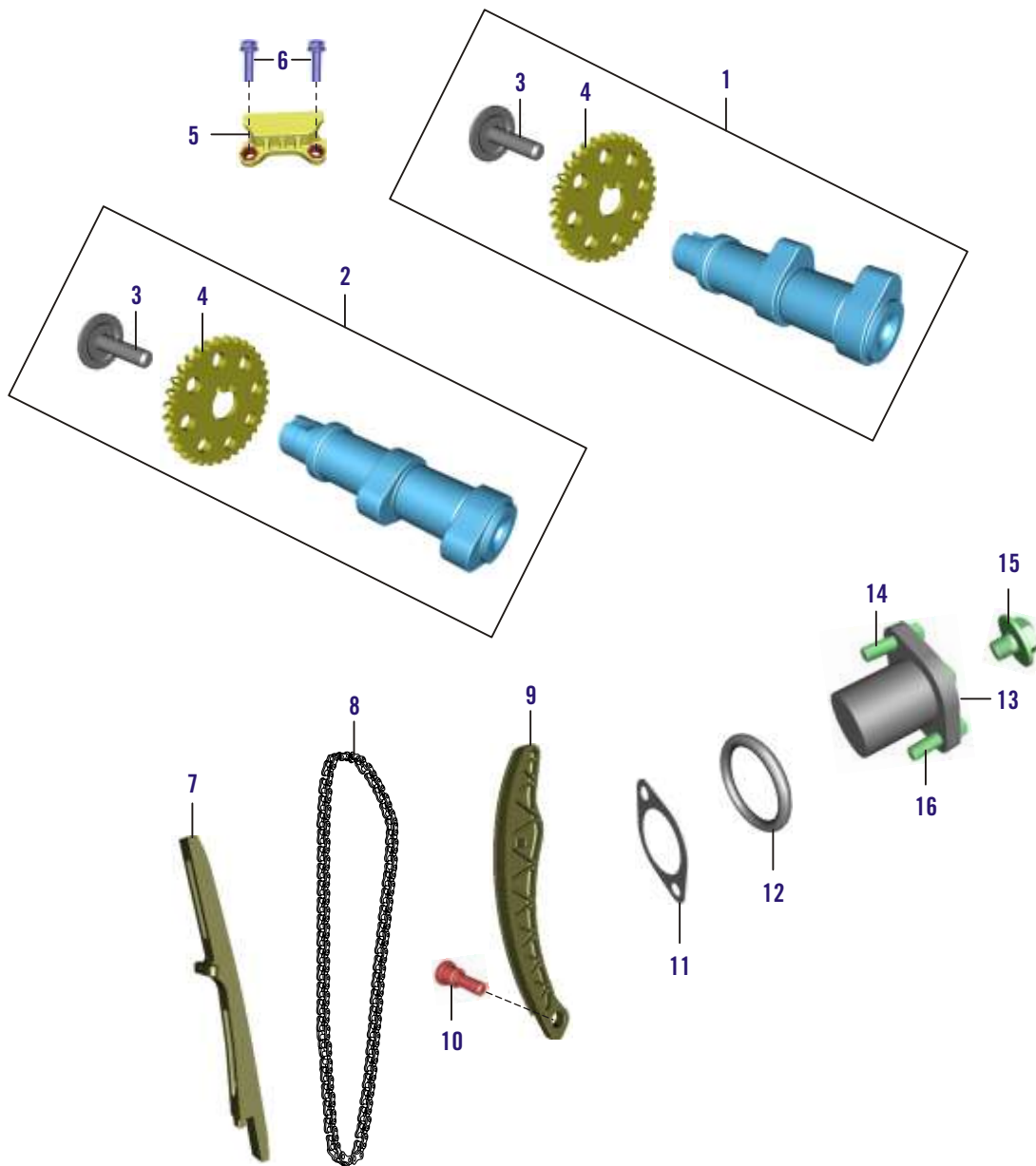
390 Duke



No.	Part No.	Description	Qty
1	JY 5112 22	Exhaust Valve	2
2	JY 5112 21	Intake Valve	2
3	JY 5112 23	Seat Valve Spring	4
4	CB 1010 09	Valve-stem Sealing (Oil Seal)	4
5	JY 5112 24	Valve Spring Outer	4
6	JY 5112 36	Valve Spring Inner	4
7	JY 5112 25	Valve Spring Retainer	4
8	CB 1010 22	Valve Collet	8
9	36 JY00 17	Kit Shim KTM 390	4
10	JU 5112 04	Rocker Arm	3
11	JY 5112 12	Rocker Arm De-comp	1
12	JY 5112 26	Valve Lever Shaft	2
13	39 1021 21	'O' ring 10,3x1,2 mm	2
14	JG 5110 16	Screw Plug	2

TIMING DRIVE

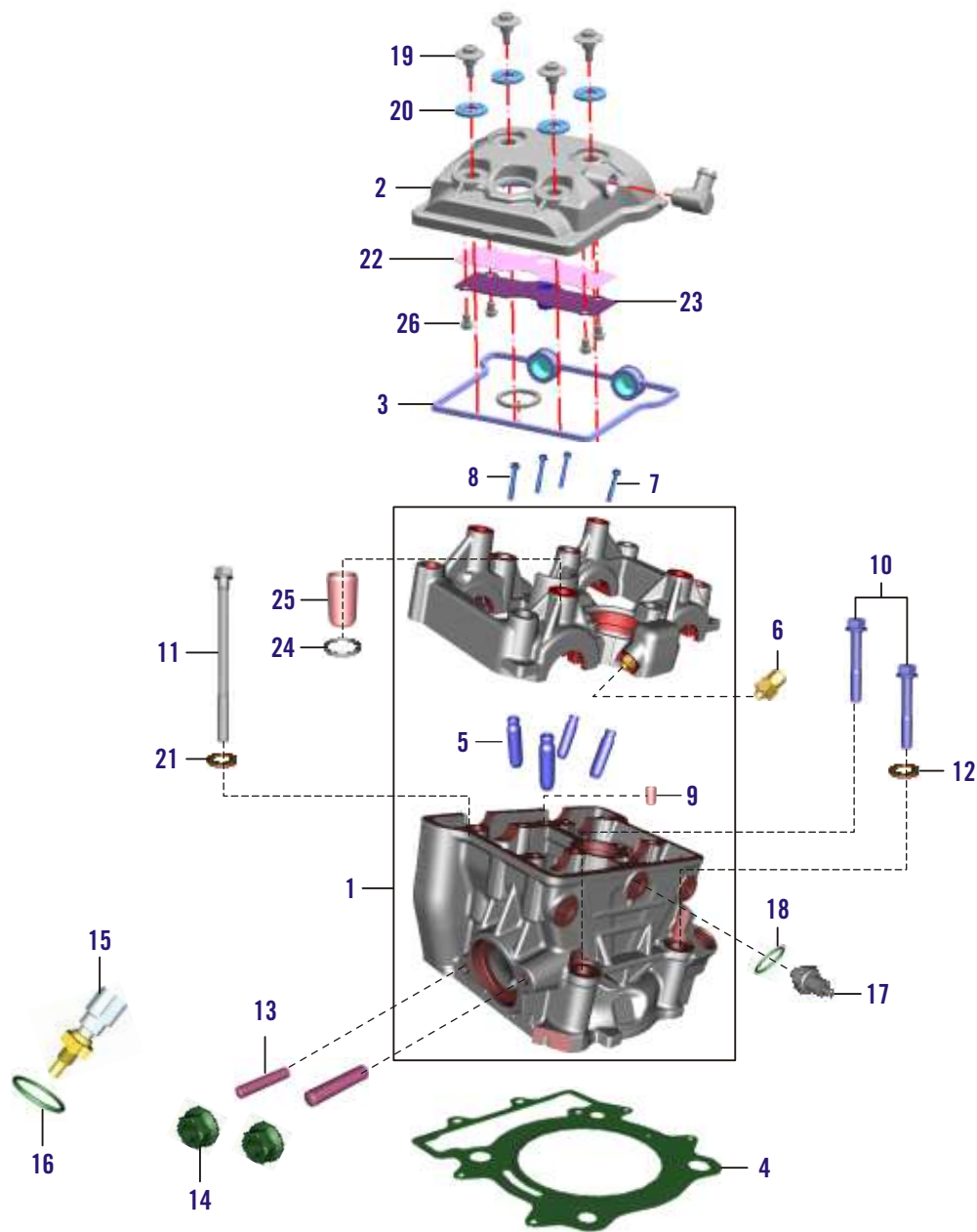
390 Duke



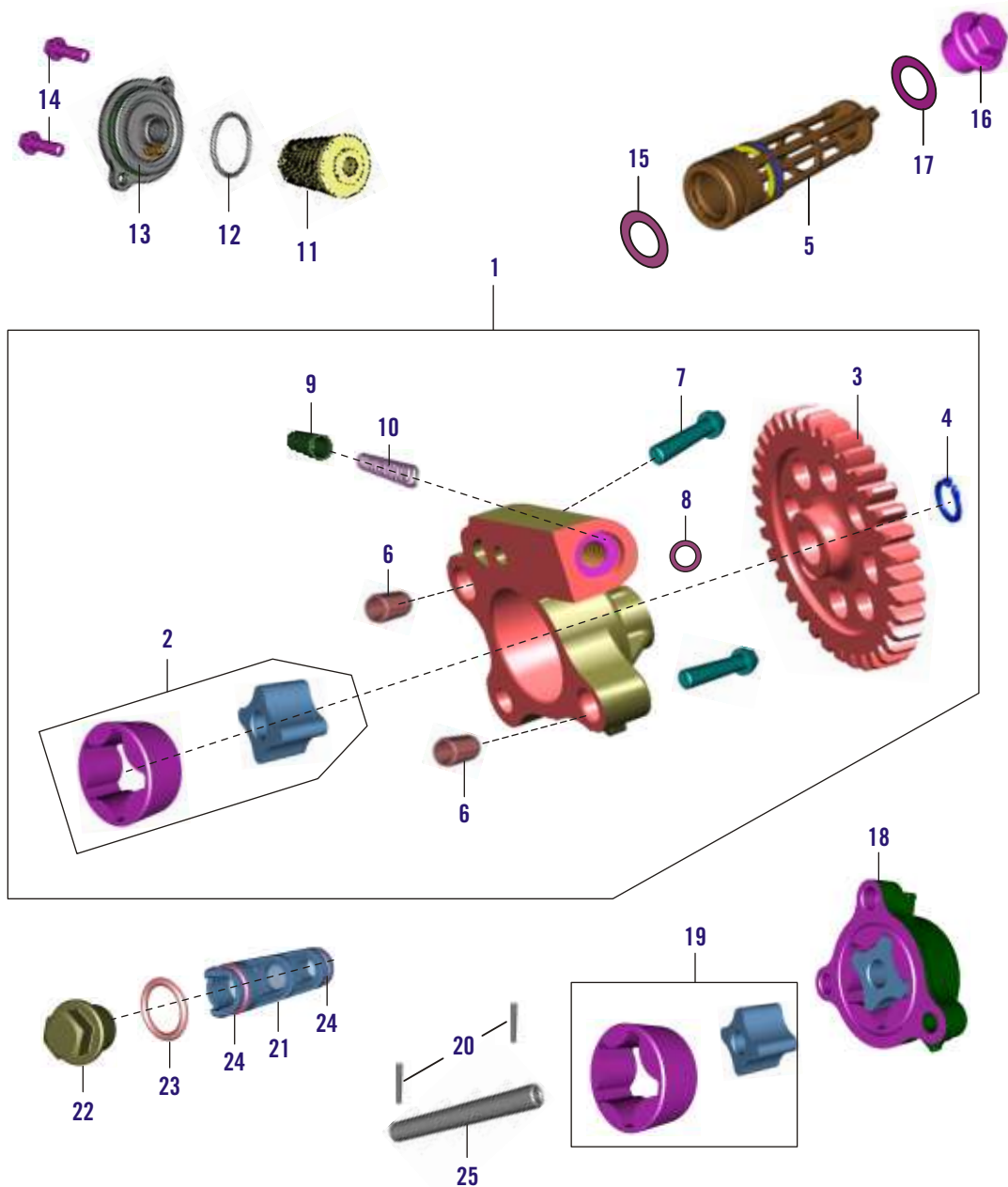
No.	Part No.	Description	Qty
1	JY 5112 35	Camshaft Intake Cpl.	1
2	JY 5112 34	Camshaft Exhaust Cpl.	1
3	LA D000 97	Special Screw Camshaft	2
4	JY 5112 19	Sprocket Camshaft 36 T	2
5	JY 5110 58	Guide Rail Top	1
6	KA EG06 45	HH - Collar Screw M6x14 WS8	2
7	JY 5112 29	Timing Chain Guide (Tight Side)	1
8	JY 5112 20	Timing Chain	1
9	JY 5112 27	Chain Guide (Slack Side)	1
10	JY 5410 09	Special Screw 6x14,9	1
11	CS 1011 28	Gasket Chain Adjuster	1
12	39 2669 21	O-ring 10,15x1,5	1
13	JY 5112 38	Chain Tensioner	1
14	KA DQ06 20	HH Collar Screw M6 X20 Sw10	2
15	JG 5112 70	Bolt Special	1

CYLINDER HEAD

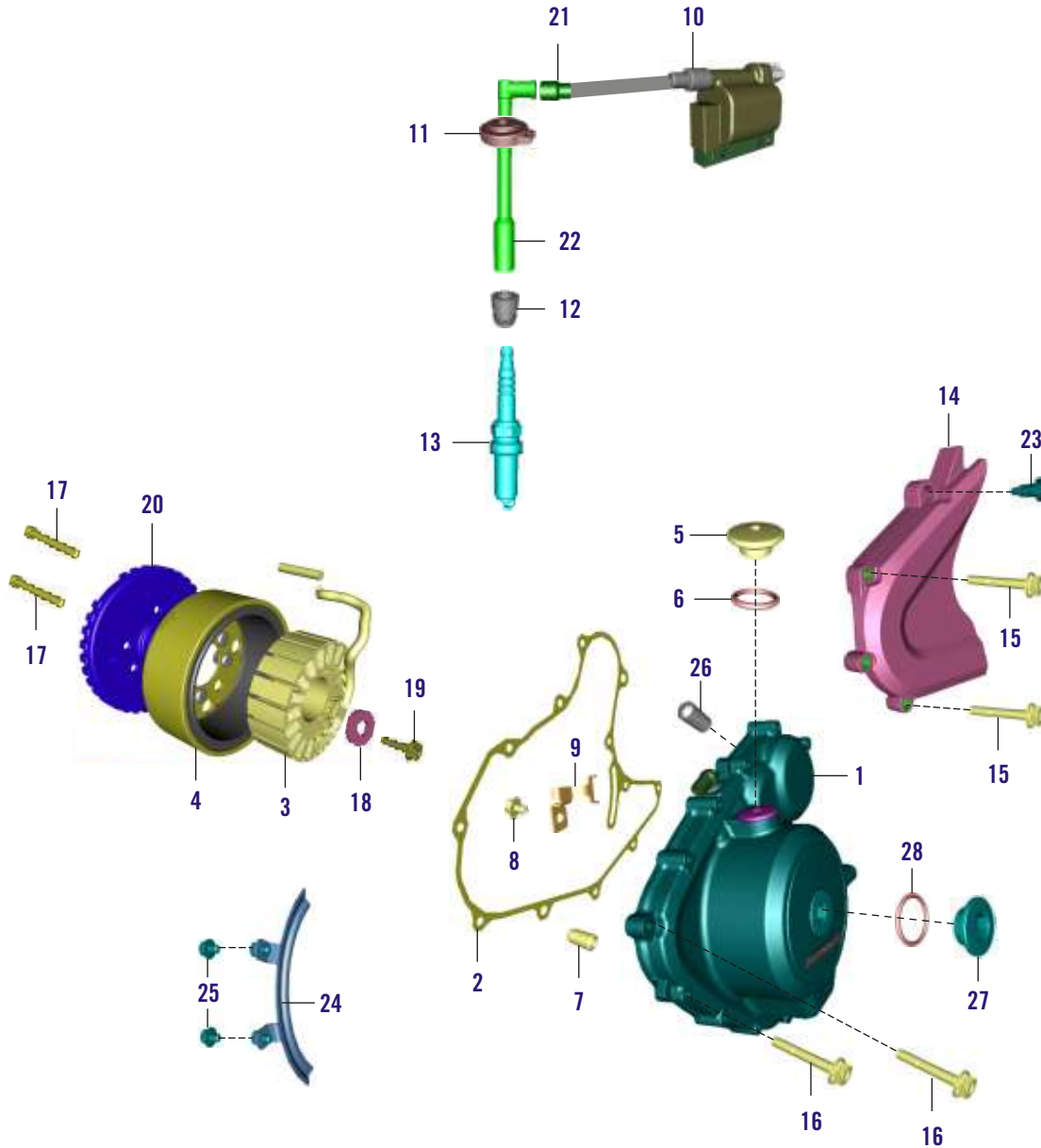
390 Duke



No.	Part No.	Description	Qty
1	JY 5110 67	Cylinder Head Cpl.	1
2	JY 5110 66	Cylinder Head Cover	1
3	JY 5110 69	Valve Cover Gasket	1
4	JY 5110 70	Cylinder Head Gasket	1
5	JY 5112 30	Valve Guide	4
6	JG 5410 21	Oil Jet	4
7	KA EQ06 40	HH-collar Screw M6X40 WS10	2
8	39 1075 04	HH-collar Screw M6X35 WS8	4
9	39 0999 06	Pin Dowel 8x6,4x14mm	2
10	LA C000 24	Collar Screw M6	2
11	LA C000 32	HH Collar Screw 10x147,5	4
12	LD A000 14	Washer 11,2x20x2	2
13	JG 5110 46	Stud M8	3
14	LC G000 06	Flanged Nut M8 H7,5 Ws12	3
15	JG 3514 00	Temperature Sensor	1
16	39 2699 20	O-ring	1
17	DK 1012 25	Oil Pressure Sensor	1
18	DK 1013 40	O-ring	1
19	JG 5110 22	Valve Cover Screw	4
20	JG 5110 21	Rubber Washer	4
21	LD A000 15	Washer 11,2x20x2	4
22	JY 5110 59	Cylinder Head Gasket Breather	1
23	JY 5110 60	Plate Breather	1
24	LJ A000 01	O Ring	2
25	JY 5110 68	Sleeve Spark Plug	1
26	LA E000 17	Bolt Flange M6X10	4



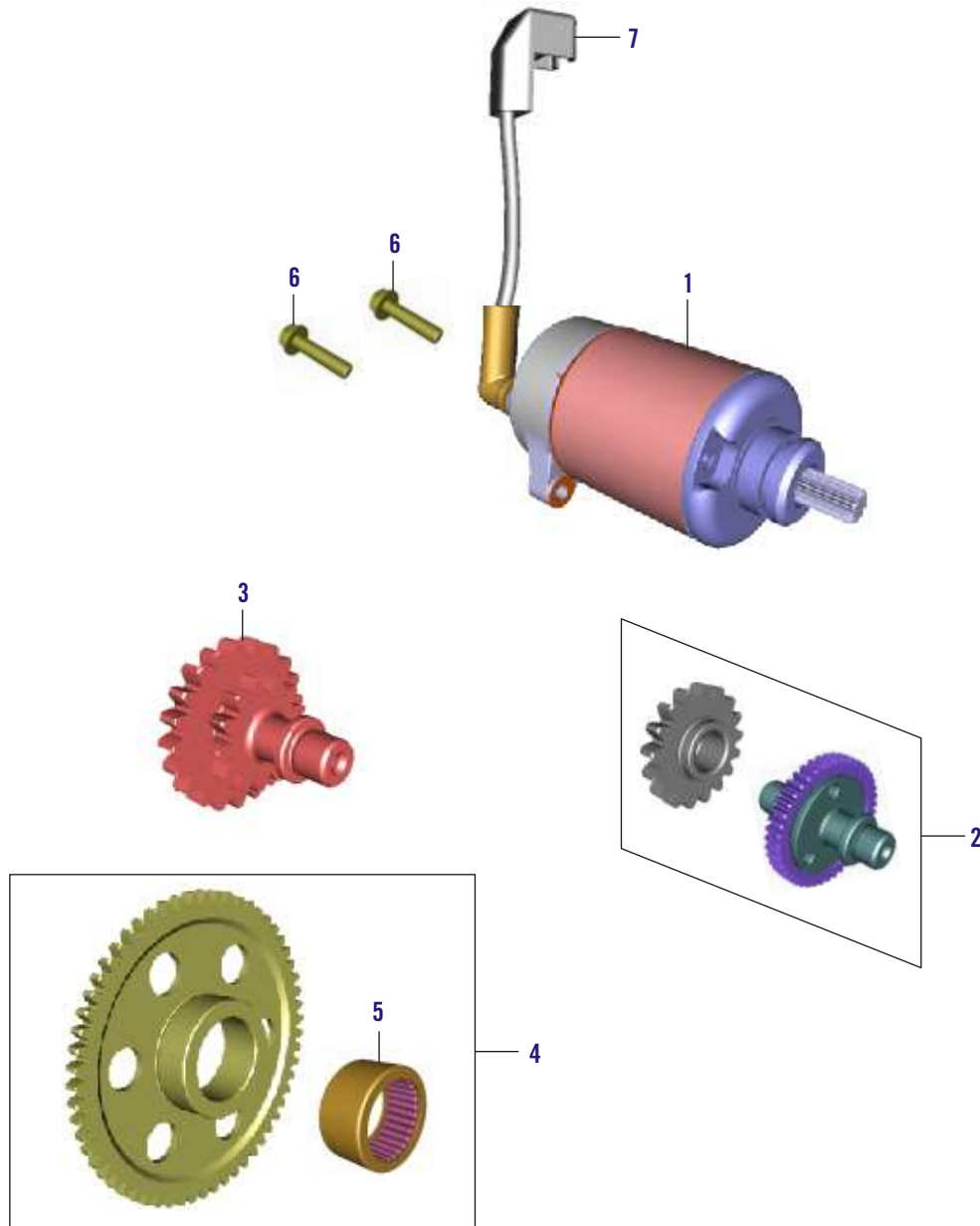
No.	Part No.	Description	Qty
1	JY 5710 12	Oil Pump Assy Comp	1
2	36 JY00 --	Kit Oil Pump Rotors	1
3	JY 5710 23	Gear Oil Pump Drive	1
4	KE AB10 10	Circlip	1
5	JY 5710 30	Mesh Oil Filter Assly.	1
6	39 0999 06	Pin - Hollow Dowel	4
7	LA E000 18	Bolt Flanged M6X1X30L-Precoated	6
8	LD B000 12	Plain Washer	1
9	JG 5710 28	Piston PRV	1
10	JG 5710 29	Spring PRV	1
11	JG 5710 14	Oil Filter	1
12	JG 5710 16	O-Ring	1
13	JG 5710 15	Cap Oil Filter	1
14	KA DP05 16	Hexagonal Flange Bolt	2
15	LJ A000 04	'O' Ring	1
16	JA 5410 21	Strainer Cap	1
17	59 2100 23	'O' Ring	1
18	JY 5710 15	Pump Evacuation Assly.	1
19	36 JY00 18	Kit Evacuation Pump Gears	1
20	LH D000 01	Pin Parallel	3
21	JY 5710 08	Strainer Evacuation	1
22	JY 5710 09	Strainer Cap Evacuation	1
23	LJ A000 06	'O' Ring Strainer Cap	1
24	LJ A000 02	O Ring Strainer Evacuation	2
25	JY 5710 24	Oil Pump Shaft	1



No.	Part No.	Description	Qty
1	JY 5412 19	Ignition Cover (Magneto Cover Assly)	1
2	JY 5412 24	Ignition Cover Gasket	1
3	JY 3510 08	Stator Cpl.	1
4	JY 3510 19	Rotor Cpl.	1
5	JG 5412 32	Plug Without O-ring (cap Tdc Finder)	1
6	30 1011 95	O-ring 15,8x2,4	1
7	39 0999 06	Pin Dowel 8x6,4x14mm	2
8	LA E000 16	Pan Cross Screw M5X10 PH	3
9	JY 5412 08	Bracket F. Stator Cable	1
10	JG 3512 03	Ignition Coil With Cable	1
11	JY 3512 03	Gasket Spark Plug Connect.	1
12	JG 3512 02	Rubber Gasket Spark Plug	1
13	JG 3512 09	Spark Plug M12 (BOSCH)	1
14	JY 5412 27	Chain Guard	1
15	KA EQ06 50	HH Collar Screw M6x45 SW10	3
16	KA EQ06 35	HH Collar Screw M6x30 Sw10	12
17	DK 1012 84	AH Screw M5x35 Self Locking	3
18	LD B000 10	Washer	1
19	LA D000 55	Flanged Bolt M10X1,2 5X30	1
20	JY 5514 02	Assly Gear Starter Clutch	1
21	DD 1110 12	Grommet H.T Coil	1
22	JY 3512 00	Spark Plug Cap	1
23	LA C000 14	Bolt	1
24	JY 5412 22	Plate Harness	1
25	LA E000 16	Flange Bolt	2
26	JY 5412 31	Oil Jet	1
27	JY 5412 06	Cap Crankcase Centre	1
28	LJ A000 07	'O' Ring Cap Crankcase	1

ELECTRICAL STARTER

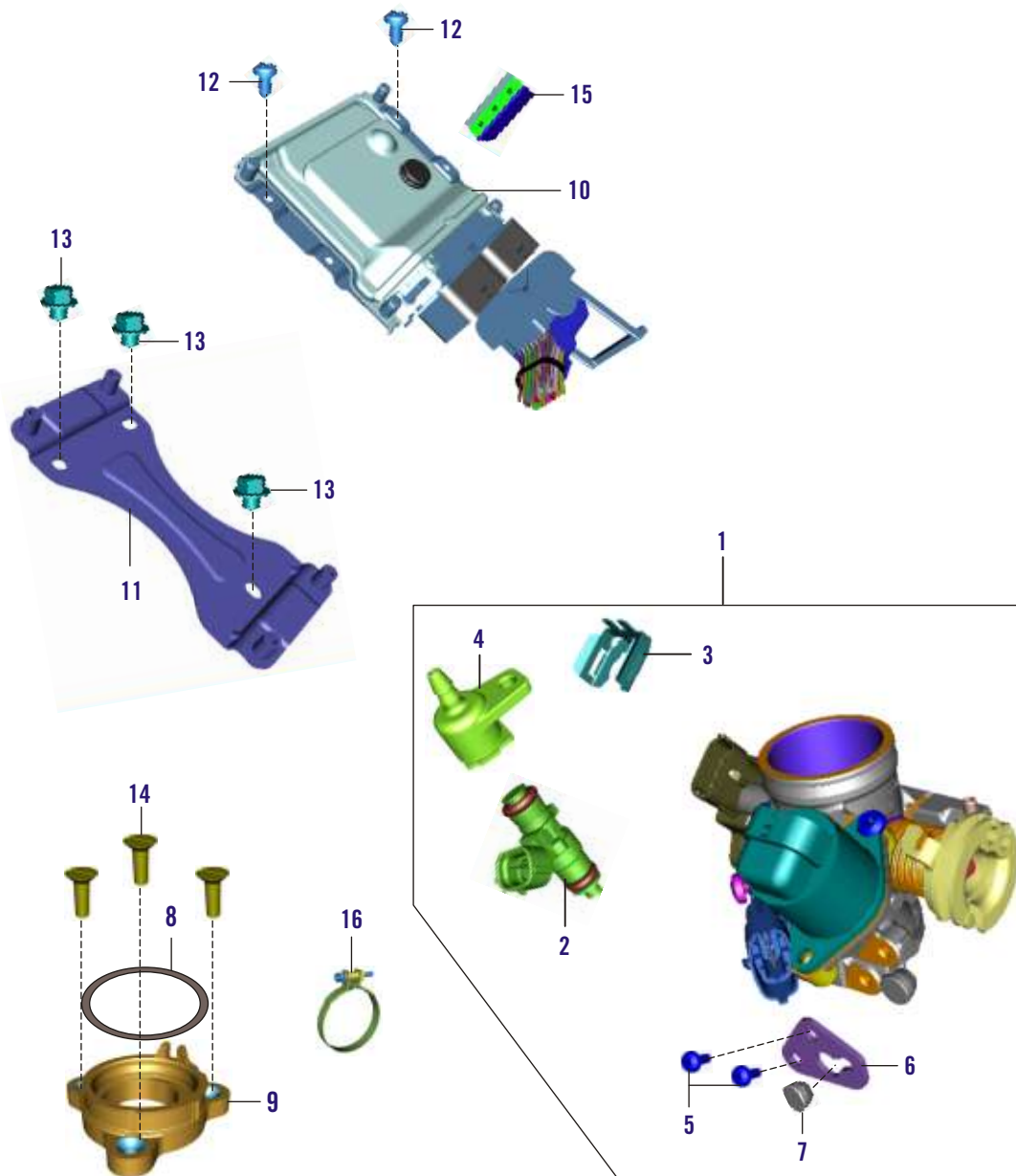
390 Duke



No.	Part No.	Description	Qty
1	JY 3516 04	E-starter Engine Cpl. (Starter Motor)	1
2	JY 5512 26	Gear Starter Counter 2 (Torque limiter)	1
3	JY 5512 25	Gear Starter Counter 1 (Gear idler)	1
4	JY 6214 11	Gear Starter Assly	1
5	BF 6214 02	Needle Roller Bearing HK2516	1
6	KA DQ06 25	HH Collar Screw M6X25 SW10	2
7	JC 2010 27	Starter Cable	1

THROTTLE BODY

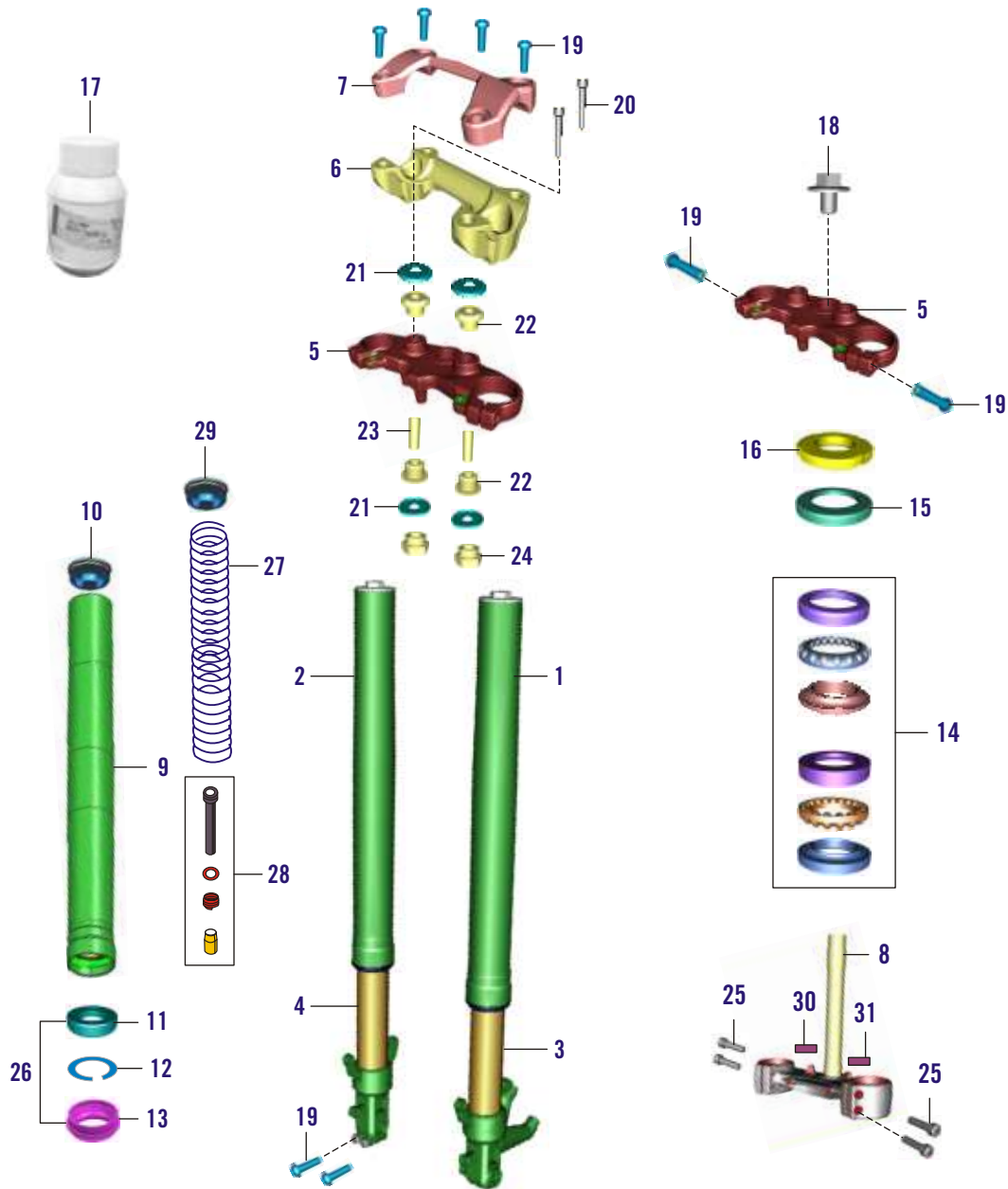
390 Duke



No.	Part No.	Description	Qty
1	JY 6112 02	Throttle Body Cpl.	1
2	JY 6110 00	Fuel Injector	1
3	JG 6110 06	Clamp F. Injector	1
4	JG 5814 16	Connector Fuel Rail	1
5	JG 5814 24	Special Screw M5x12	5
6	JG 5814 19	Cable Support	1
7	DS 1611 56	Grommet	1
8	JY 5814 04	O-ring Conn. Fl. Cyl. - Thr. Body	1
9	JY 5812 00	Intake Pipe	1
10	JY 3514 00	Engine Control Unit	
11	JG 1710 77	Bracket ECU	1
12	KB BF04 08	Flat Head Screw M4X8 PH	4
13	LA DA05 08	HH Collar Screw M5X6 SW8	3
14	LB C000 03	Flat Head Screw M6X18	3
15	JG 1710 74	ECU Damper - I	1
16	JY 5814 05	Clamp Connecting Tube	1

FRONT FORK, TRIPLE CLAMP

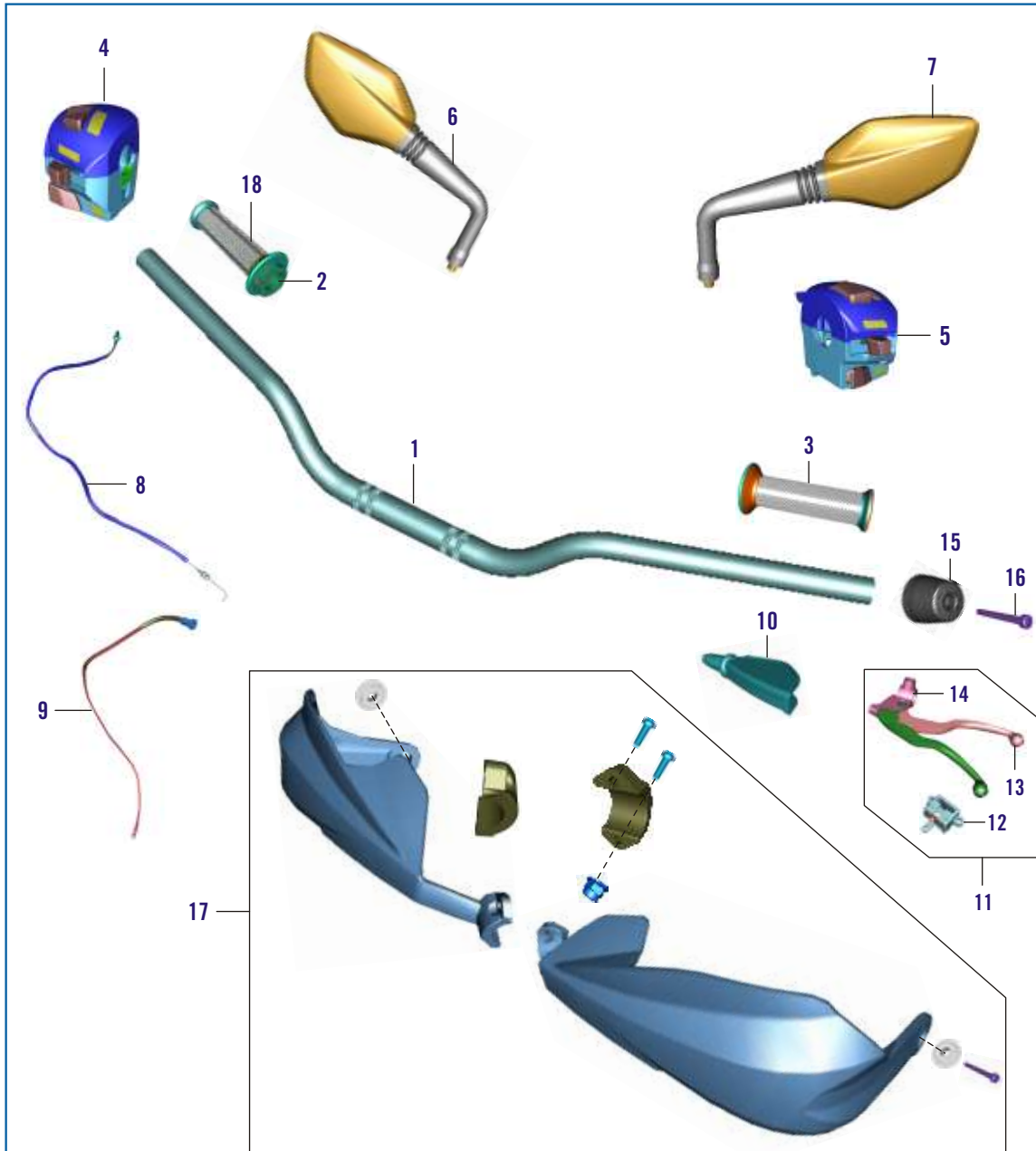
390 Duke



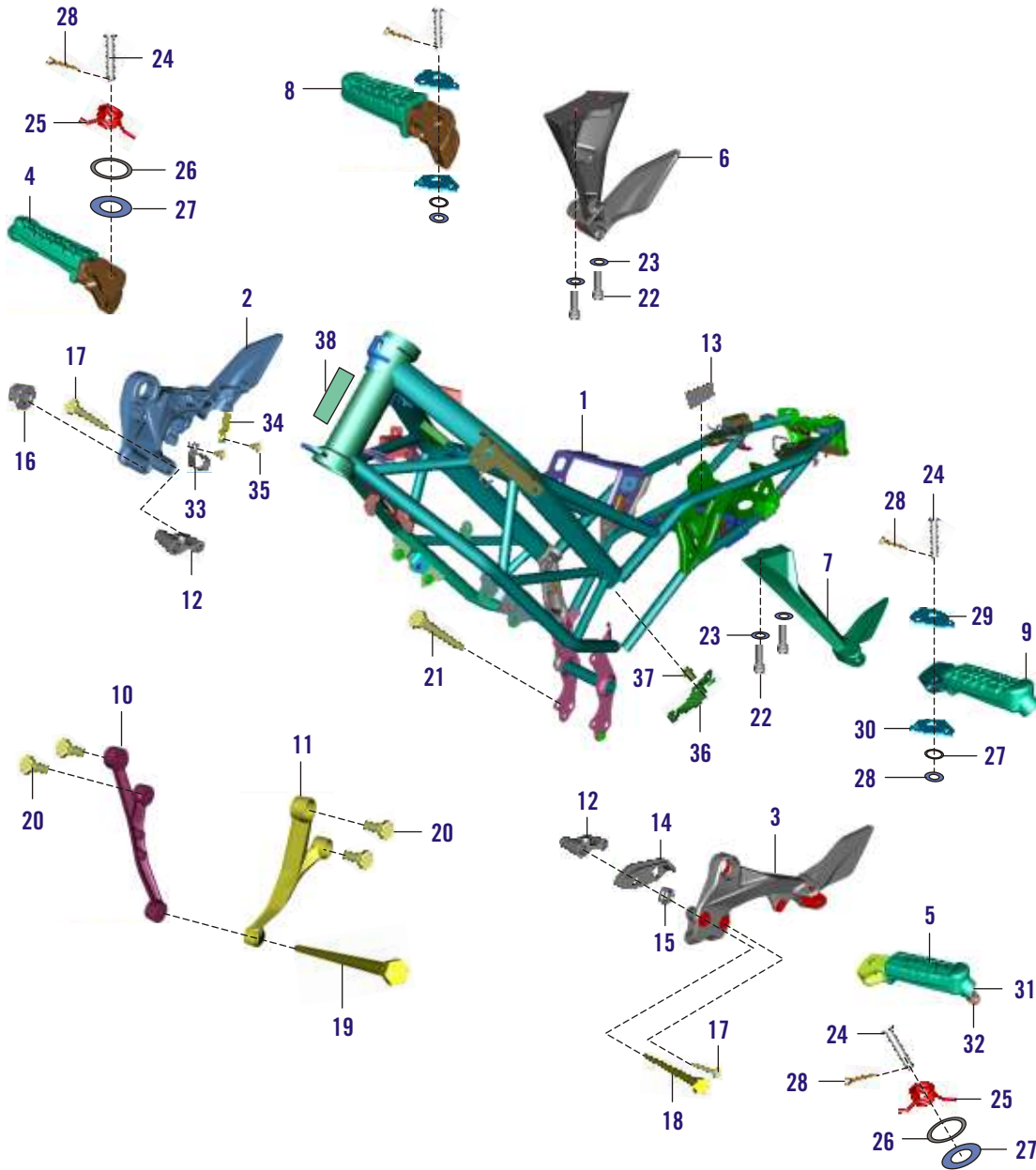
No.	Part No.	Description	Qty
1	JG 1210 25	Leg Assly. LH	1
2	JG 1210 26	Leg Assly. RH	1
3	JG 1210 18	Inner Tube Assly. LH	1
4	JG 1210 19	Inner Tube Assly. RH	1
5	JG 1510 02	Top Triple Clamp (upper)	1
6	JG 1510 14	Handle Holder Bottom	1
7	JG 1510 20	Top Handle Holder	1
8	36 JG00 10	Bot. Fork Plate Cpl.	1
9	JG 1210 04	Outer Tube Assly.	2
10	JG 1210 12	Fork Top Bolt	1
11	JG 1210 13	Oil Seal Alt. DT 1210 17	2
12	JU 1210 09	Circlip	2
13	JG 1210 11	Inner Dust Seal Alt. DT 1210 19	2
14	36 JG00 41	Steering Head Bearing-kit (Cone Set)	1
15	DK 1810 76	Protection Cap	1
16	JG 1510 26	Steering Nut Steam	1
17	36 PB00 04	Fork Oil For KTM 390	6
18	LA D001 07	Clamp Screw Steering Head	1
19	JG 1210 21	AH Screw M8X27	8
20	LA C000 04	AH Screw M10x1,25x64	2
21	JG 1510 13	Washer 10,5x32x2	4
22	JG 1510 12	Rubber Bushing	4
23	JG 1510 21	Spacer Tube	2
24	LC H000 01	Self L. Nut M10x1,25 H11 Ws17	1
25	LA C000 13	AH Screw M8x30	1
26	36 JU00 19	Kit Fork Oil Seal	1
27	JG 1210 33	Main Spring & Washer	1
28	JU 1210 19	Piston Rod Assembly	1
29	JU 1210 18	Cap Screw	1
30	JG 2330 80	Anti Abrasive Tape	1
31	JG1138 41	Tape Anti Abrasive	1

HANDLEBAR, CONTROLS

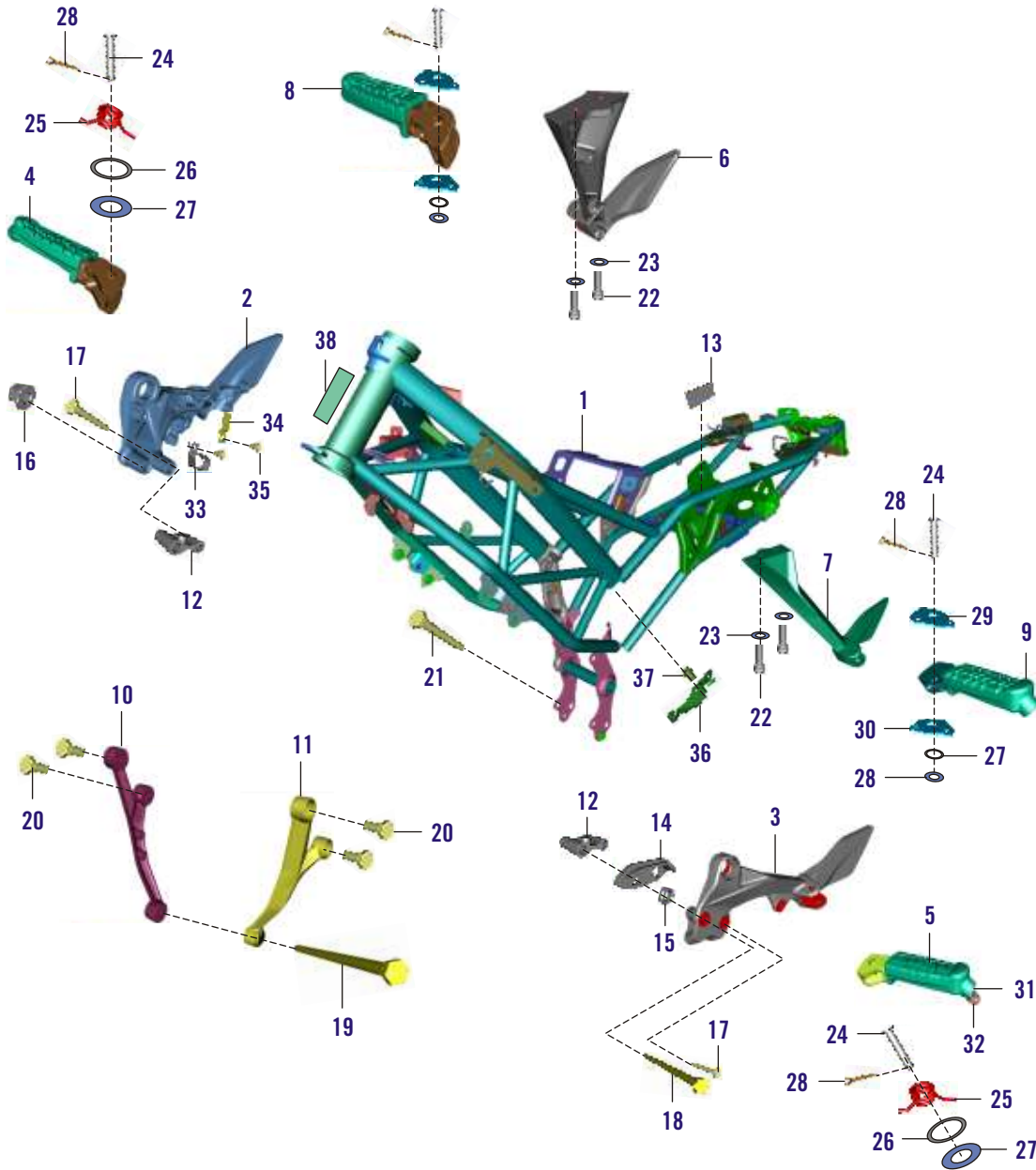
390 Duke



No.	Part No.	Description	Qty
1	JG 1510 31	Handlebar	1
2	JG 1510 22	Throttle Pipe	1
3	DH 1910 07	Fixed Grip	1
4	JU 4014 00	Control Switch RH	1
5	JG 4014 06	Control Switch LH	1
6	JG 2316 01	Mirror RHS	1
7	JG 2316 00	Mirror LHS	1
8	JY 1612 01	Throttle Cable	1
9	JY 1612 00	Clutch Cable	1
10	DS 1910 52	Protection Cap Throttle Cable (lever Boot)	1
11	JG 1610 07	Clutch Lever Cpl.	1
12	JG 4014 16	Clutch Switch	1
13	JL 1610 12	Lever Grip Left	1
14	DJ 1910 81	Holder LH	1
15	DK 1810 43	Handle Bar Weight	2
16	KA CH06 60	Allen Bolt	2
17	36 JY00 14	Hand Guard Kit KTM 390	1
18	DH 1910 08	Grip RH	1



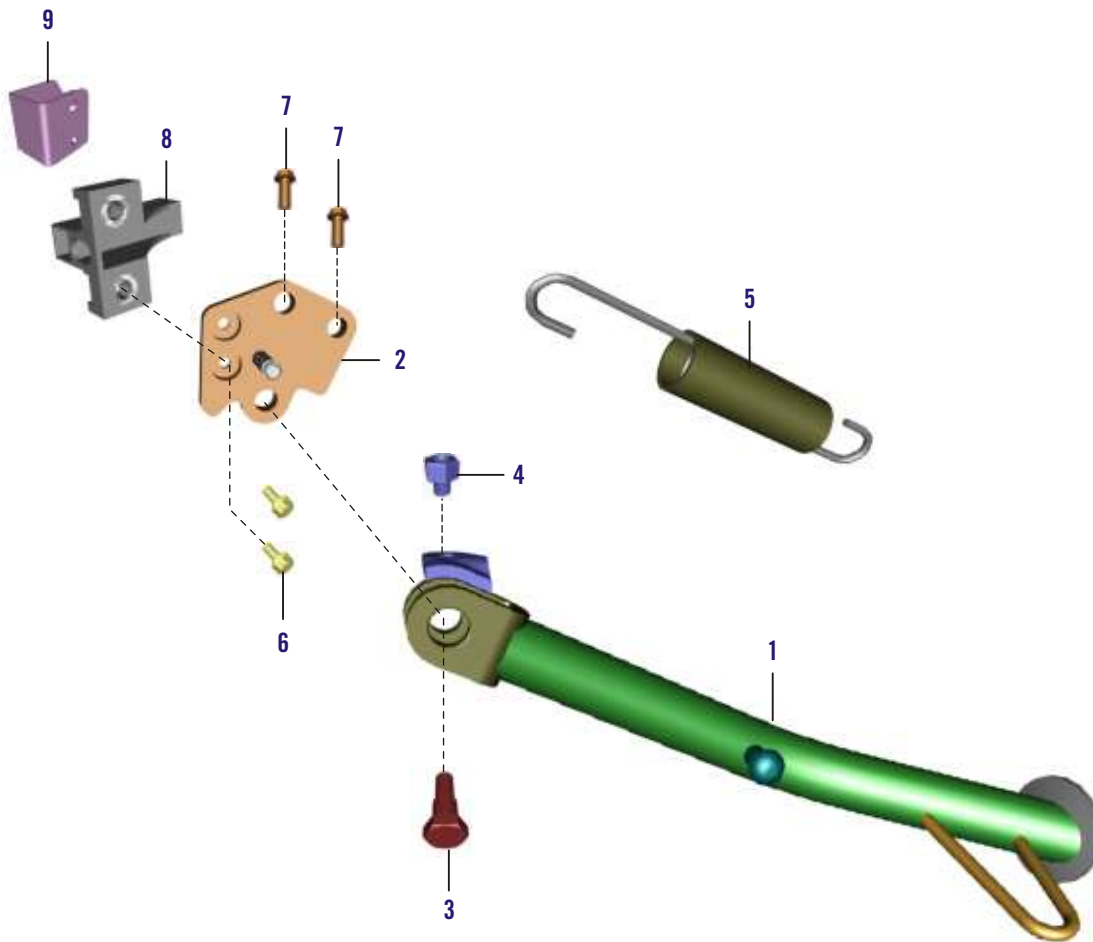
No.	Part No.	Description	Qty
1	JG 1111 34	Frame Assly.	1
2	JG 1130 24	Foot R. Bracket Front R/S (holder Step RH)	1
3	JG 1130 01	Footrest Bracket Front L/S (holder Step LH)	1
4	JG 1130 40	Footrest Front R/S Cpl.	1
5	JG 1130 39	Footrest Front L/S Cpl.	1
6	JG 1130 29	Footrest Bracket Rear R/S	1
7	JG 1130 20	Footrest Bracket Rear L/S	1
8	JG 1130 42	Footrest Rear R/S Cpl.	1
9	JG 1130 41	Footrest Rear L/S Cpl.	1
10	JY 1134 01	Engine Support R/S	1
11	JY 1134 00	Engine Support L/S	1
12	JG 1138 00	Tap Footrest Bracket Front (spacer)	2
13	JG 4018 08	Battery Foam	8
14	JG 1220 15	Chain Guide	1
15	JG 1138 02	Spacer Chain Guide	2
16	JG 1130 43	Flanged Nut M10x1,25 WS14	2
17	LA D000 39	HH Collar Screw M10x1,25x92	2
18	LA D000 38	HH Collar Screw M10x1,25x265	1
19	JG 1134 06	HH Collar Screw M8x110 WS14	1
20	JG 1134 07	HH Collar Screw M8x16 SW14	4
21	JG 1134 06	Bolt Engine Hanger	2
22	LA C000 23	AH Screw M8x27	4
23	LD B000 18	Washer 8,2x16x1,5	4
24	JG 1130 43	Pin Footrest Pivot	4
25	JG 1130 07	Return Spring Footrest	2
26	30 1410 31	O-ring 9x1,5	4
27	LD B000 19	Washer M8	4
28	LH A000 02	Pin 25x1,8mm	4
29	JG 1130 34	Engage Panel Footrest 1	2
30	JG 1130 35	Engage Panel Footrest 2	2



No.	Part No.	Description	Qty
31	LD B000 19	Plain Washer 6,4x12x1	2
32	JG 1130 52	Cap Screw M6x10 SS	2
33	JG 1138 14	Brake Hose Guide Clamp Front	1
34	JG 1138 15	Brake Hose Guide Clamp Rear	1
35	KA EM06 10	Bolt Clamp	2
36	JG 1138 49	Bracket Reservoir	1
37	LA E000 14	Bolt For Clutch Cable Bracket	2
38	JG 2330 01	Tape Adhesive	1

SIDE STAND

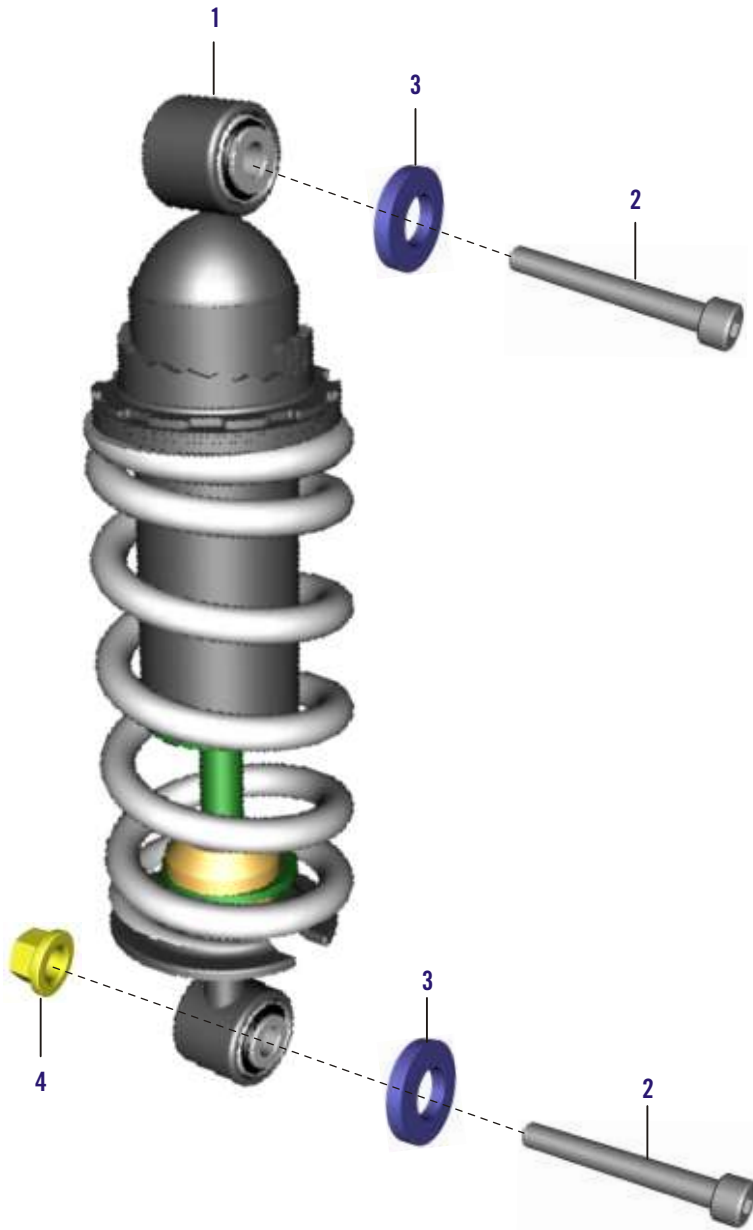
390 Duke



No.	Part No.	Description	Qty
1	JG 1132 03	Side Stand	1
2	JG 1132 04	Side Stand Bracket	1
3	JG 1132 07	Screw F. Side Stand	1
4	JG 4014 11	Magnet Holder	1
5	JU 1132 00	Spring For Side Stand With Cover	1
6	LA E000 10	HH Collar Screw M5X13 SW8	2
7	LA D000 44	HH Collar Screw M10X1X25 SS	2
8	JG 4014 02	Side Stand Switch	1
9	JG 1132 10	Guard Side Stand Switch	1

SHOCK ABSORBER

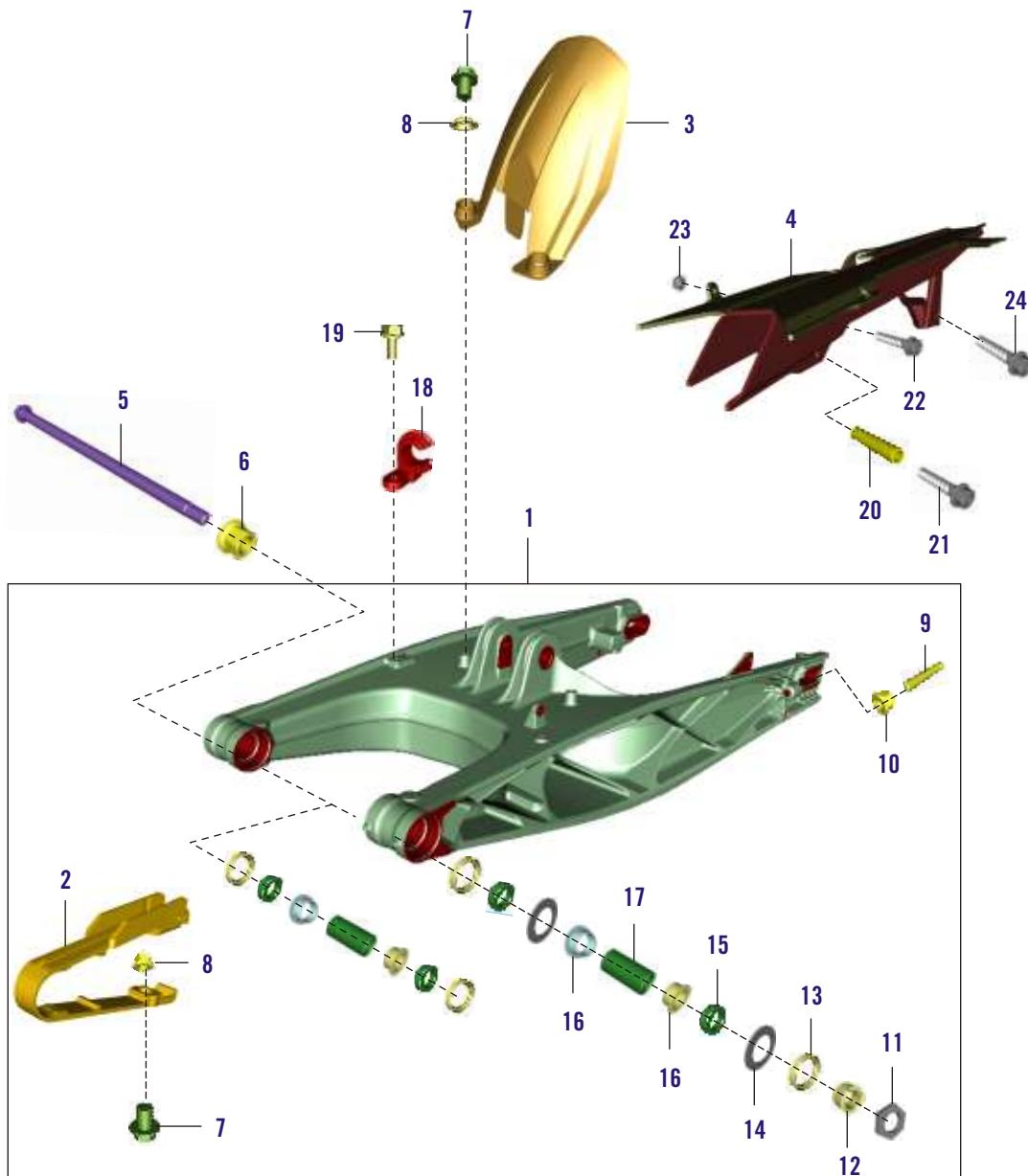
390 Duke



No.	Part No.	Description	Qty
1	JG 1220 38	Monoshock Cpl.	1
2	LA C000 06	AH Screw M10x1,25x80 10.9	2
3	LD B000 11	Plain Washer 10,2x20x3mm	2
4	LC G000 03	Nut Flanged M10x1,25 WS13	1

SWING ARM

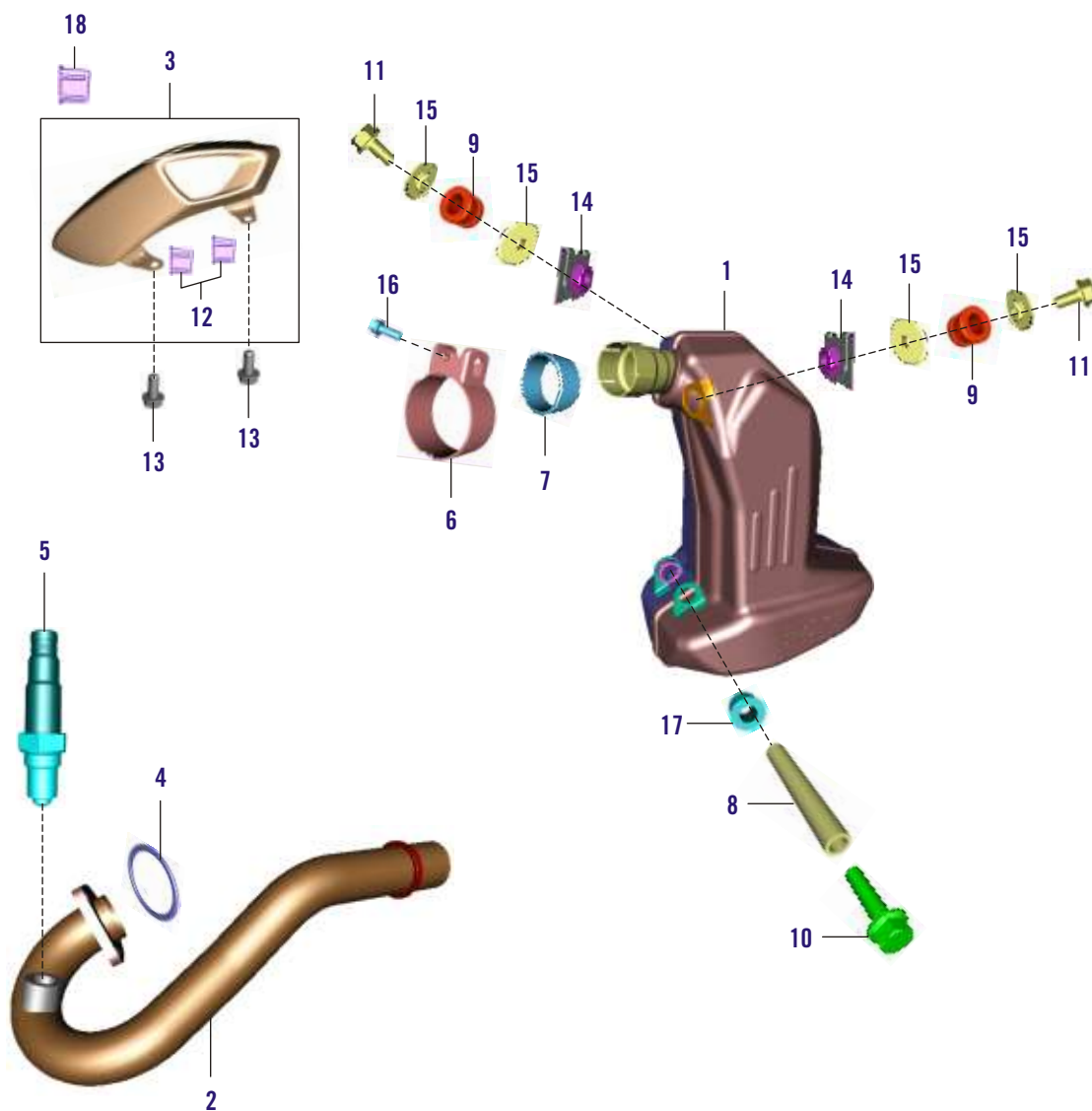
390 Duke



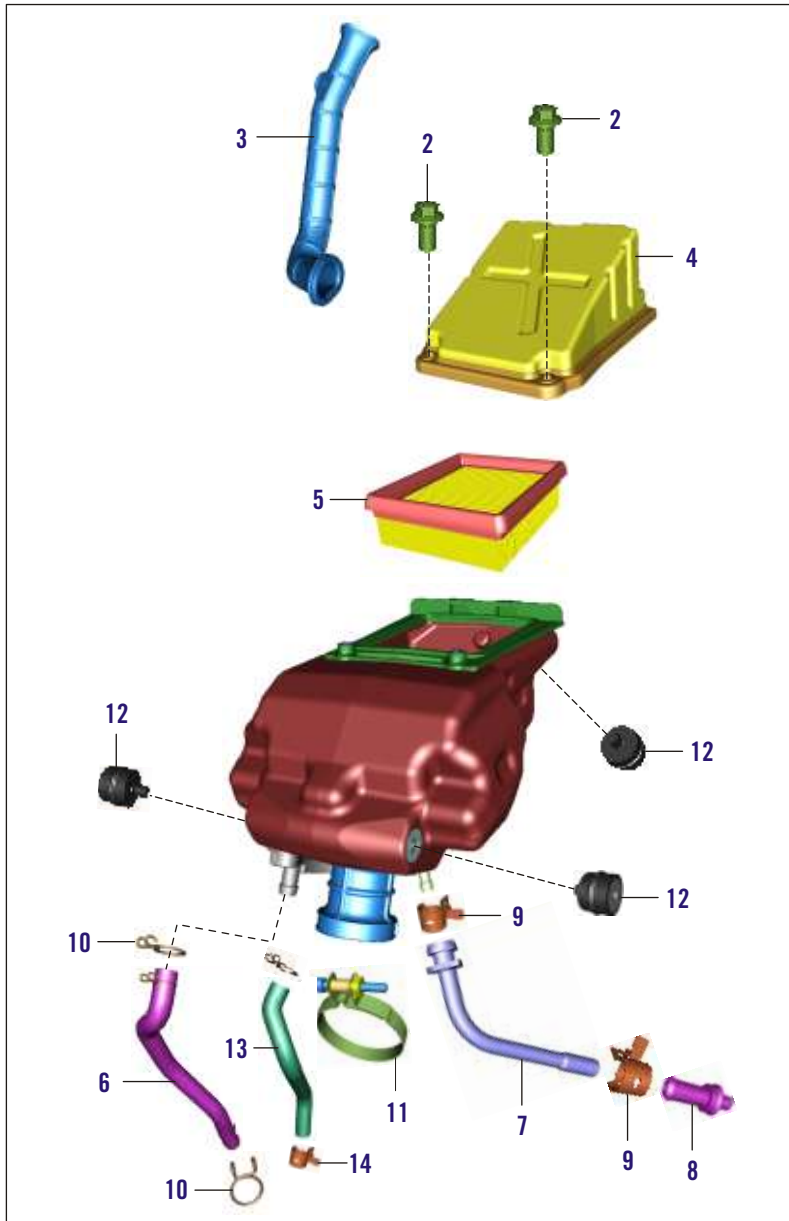
No.	Part No.	Description	Qty
1	JG 1220 35	Swing Arm Cpl.	1
2	JG 1220 39	Chain Slider Guard	1
3	JG 1814 06	Front Hugger Rear Wheel	1
4	JG 1812 10	Chain Cover	1
5	JG 1220 16	Swing Arm Bolt L=298mm	1
6	LC G000 04	Flanged Nut M14x1,5	1
7	JG 1812 73	Bolt Flange	6
8	LC A000 08	Nut	1
9	LA A000 07	Bolt Hex M10x1,25x50 WS10	2
10	LC G000 03	Nut Flanged M10x1,25 WS13	2
11	JG 1220 32	Hexagonal Washer	2
12	JG 1220 33	Adjusting Ring Swing Arm (threaded Washer)	2
13	JG 1220 12	Oil Seal Ring 25x32x7	4
14	JG 1220 26	Stop Disk 22.2x31.7x1	2
15	JG 1220 11	Bucket For Shaft Seal Ring (collar)	4
16	JG 1220 09	Igus Slide Bearing	4
17	JG 1220 10	Bushing Sleeve 15.1x20x38	2
18	JG 1220 04	Brake Hose Guide	2
19	LA E000 10	HH Collar Screw M5x 13 Sw8	2
20	JG 1220 34	Tube For Chain Guide	1
21	LA D000 76	Bolt Chain Guide (fr.)	1
22	JG 1812 73	Bolt Top Mounting	1
23	LC A000 08	Nut Flange	1
24	JG 1812 32	Self Tapping Screw	1

EXHAUST SYSTEM

390 Duke



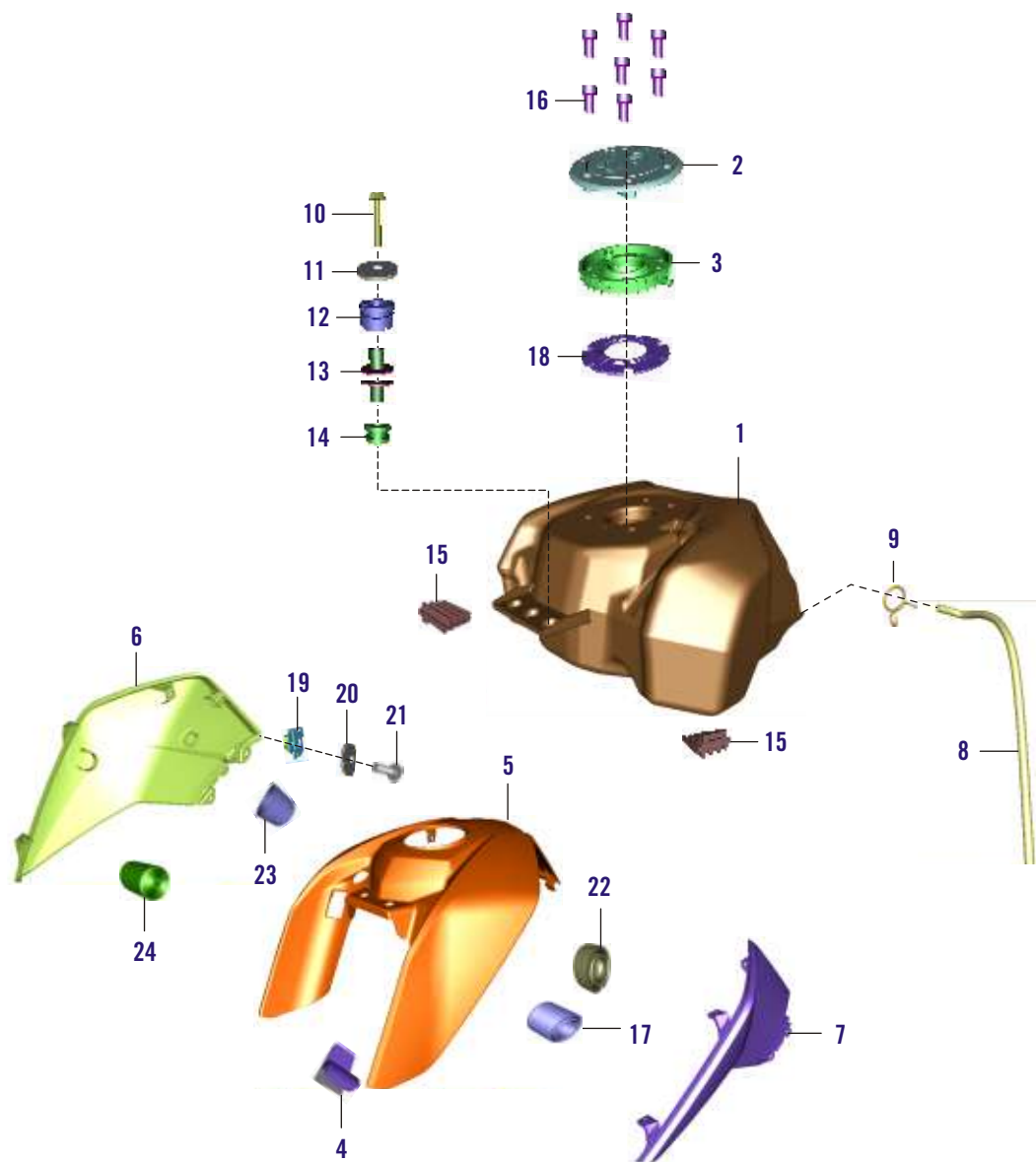
No.	Part No.	Description	Qty
1	JY 5910 37	Silencer Cpl.	1
2	JY 5910 32	Exhaust Pipe A Cpl.	1
3	JG 5910 64	Heat Shield Cpl.	1
4	JG 5910 70	Manifold Gasket	1
5	JG 5110 10	Lambda Sensor	1
6	JY 5910 15	Clamp Cpl.	1
7	JY 5910 14	Seal Ring Exhaust Pipe A	1
8	JG 5910 55	Mounting Tube	1
9	JG 5910 97	Damper Silencer Mating	2
10	LA D000 75	Bolt Flange	1
11	KA DQ06 30	HH Collar Screw M8X110 SW12	2
12	JG 5910 68	Rubber Cap	2
13	KA DQ06 14	HH Collar Screw M6X14 SW10	2
14	JG 5910 88	Clip Nut	2
15	JG 5910 96	Collar Bushing	4
16	LA D000 65	Bolt for Clamp	1
17	JG 5911 00	Damper Silencer	2
18	JB 5910 59	Damper Shield	1



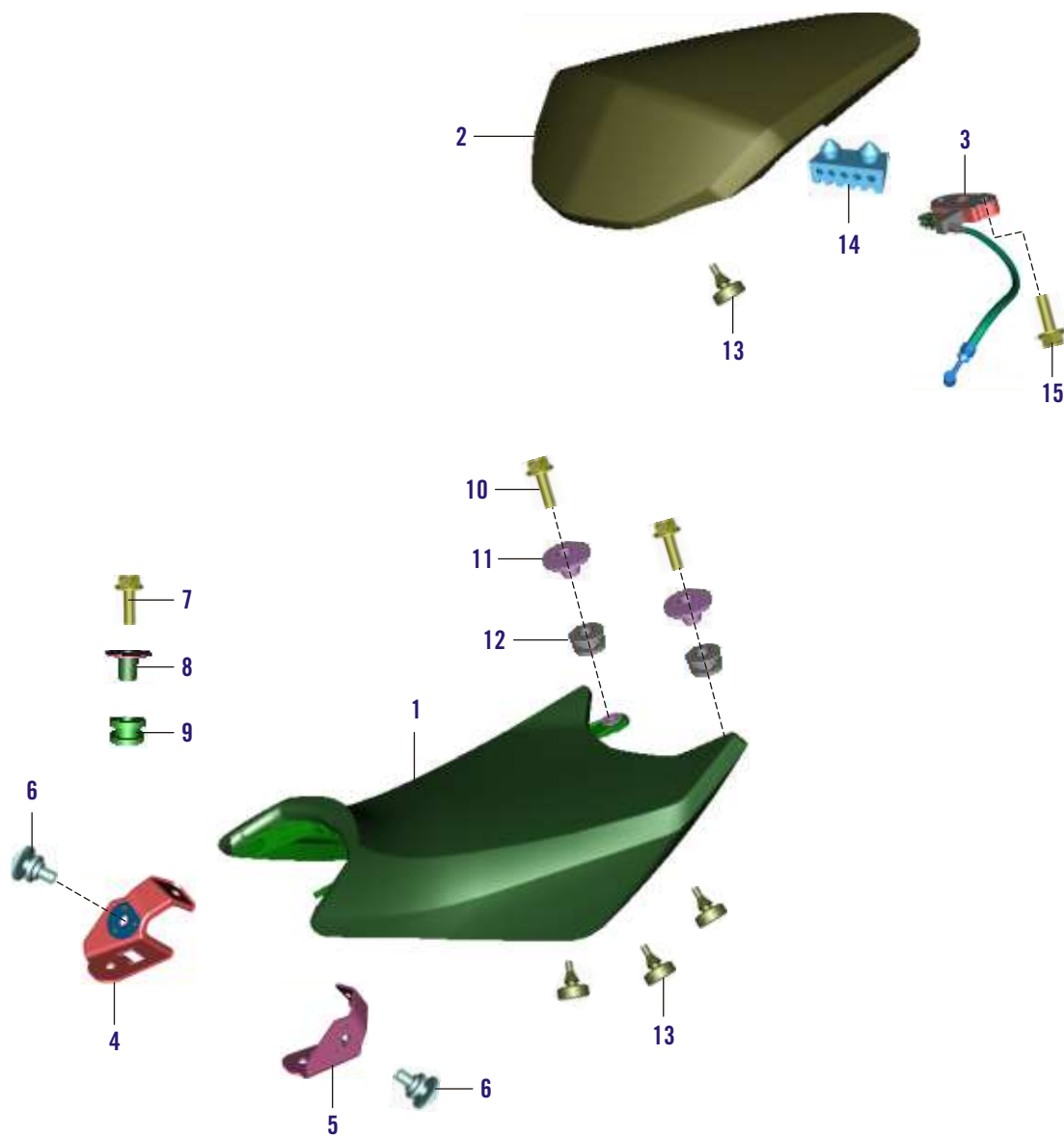
No.	Part No.	Description	Qty
1	JY 5810 11	Filter Box Cpl.	1
2	KA EM06 12	HH Collar Screw M6x 12 Sw10	2
3	JG 5810 33	Air Intake Duct	1
4	JG 5810 70	Cap (Filter Box Cover)	1
5	JG 5810 04	Air Filter Element	1
6	JY 5810 03	Engine Breather Tube (Air Filter to Head Cover)	1
7	JG 5810 60	Drainage Hose	1
8	DS 1211 26	Plug Drainage	1
9	JG 5810 61	Hose Clamp	2
10	JY 5810 28	Hose Clamp	3
11	JY 5814 05	Hose Clamp	1
12	JG 5810 58	Rubber Grommet	3
13	JY 5810 26	Drain Tube (Air Filter to Crankcase)	1
14	JY 5810 16	Hose Clamp at Head Cover	1

TANK, COVER

390 Duke



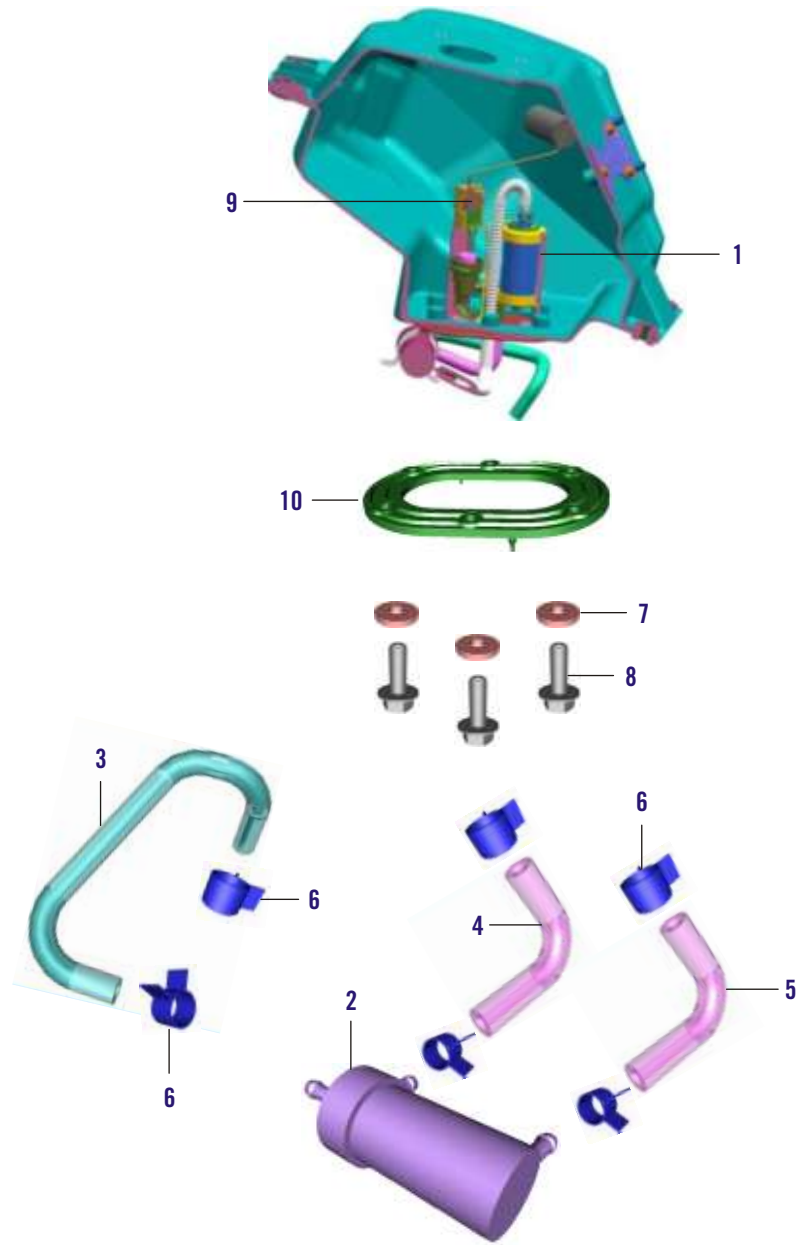
No.	Part No.	Description	Qty
1	JG 1710 56	Fuel Tank	1
2	JG 1710 44	Tank Cap	1
3	JG 1710 55	Cup Cap	1
4	JG 1710 37	Lug Drain Pipe	1
5	52 JY00 31	Cover Fuel Tank Assly. (White)	1
6	JG 7203 4W	Cover Fuel Tank R/S Black Mat	1
7	JG 7202 4W	Cover Fuel Tank L/S Black Mat	1
8	JG 1710 25	Tube Drain Cup Cap	1
9	JG 1710 30	Clamp	1
10	JG 1710 59	HH Collar Screw M6x40 Sw10	2
11	LD B000 13	Shim 7x22x2 Mm (washer)	2
12	JG 1710 24	Grommet Top Cover	2
13	JG 1710 20	Sleeve Tank Mounting	6
14	JG 1710 22	Grommet Tank Mounting	4
15	JG 1710 27	Tank Rest Rubber	2
16	LA C000 11	AH Screw	3
17	JG 1710 34	Tank Rubber Pad Large L/S	1
18	JG 1710 54	Gasket For Cup Cap Tank	1
19	JG 1710 31	Clip Nut M5	8
20	39 2141 24	Shim Pvc 5,3x11,5x1,5 (washer)	8
21	LB U000 09	Cheese-Head Screw M5x15	8
22	JG 1710 33	Tank Rubber Pad Small L/S	1
23	JG 1710 35	Tank Rubber Pad Small R/S	1
24	JG 1710 36	Tank Rubber Pad Large R/S	1



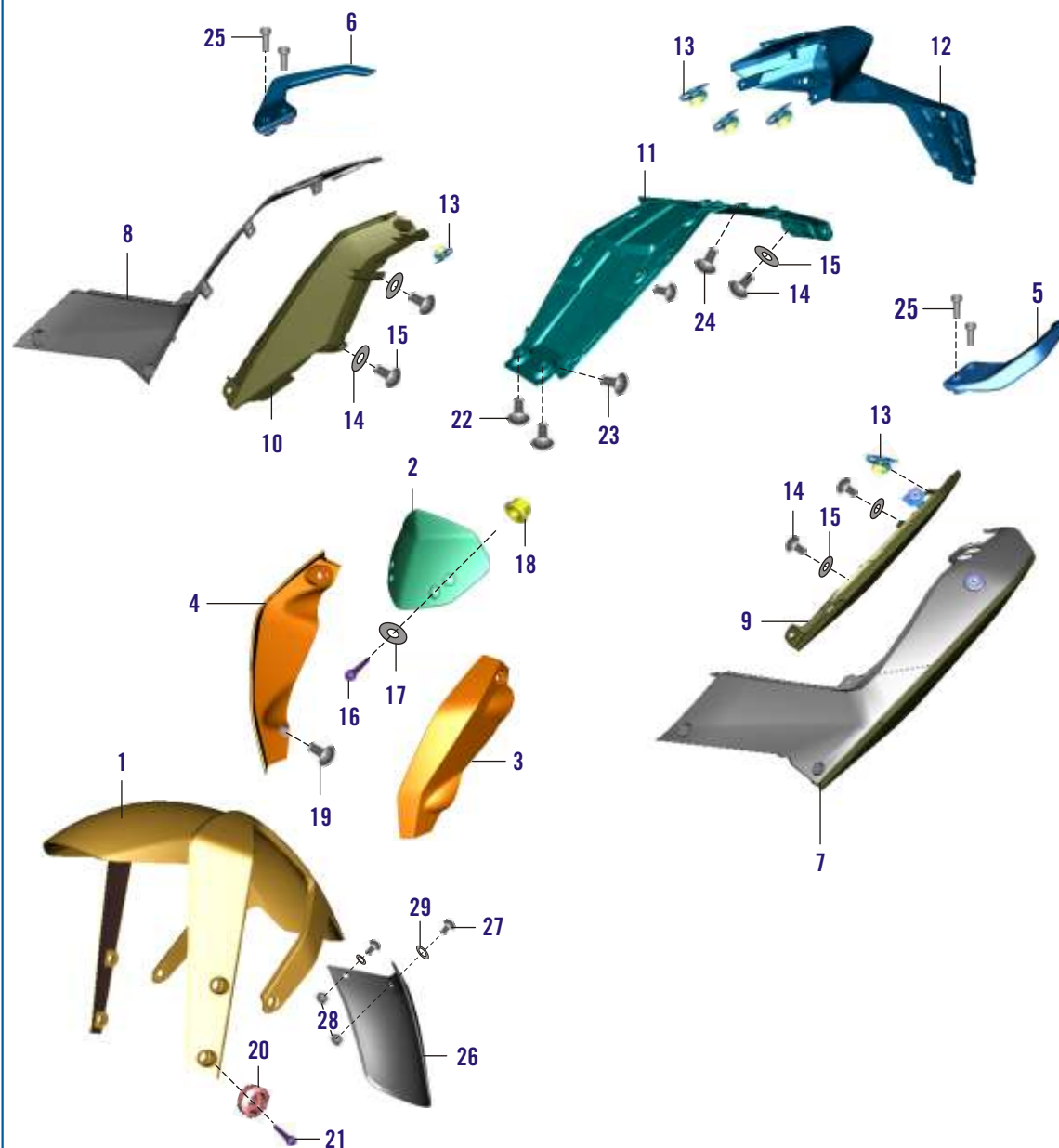
No.	Part No.	Description	Qty
1	JG 1910 00	Seat	1
2	JG 1910 03	Passenger Seat	1
3	JG 2326 01	Seat Unlock Sozius (seat Lock Rear)	1
4	JG 1138 09	Mounting Bracket R/S -seat	1
5	JG 1138 08	Mounting Bracket L/S -seat	1
6	JG 1710 23	Special Bolt	2
7	KA DM06 25	HH Collar Screw M6x25 Sw10	2
8	JG 1710 20	Sleeve Tank Mounting	2
9	JG 1710 22	Grommet Tank Mounting	2
10	JG 1910 09	Special Screw M6x25	2
11	JG 1910 08	Collar Bushing Seat Bracket	2
12	FD 2110 06	Rubber Sleeve	2
13	JG 1910 06	Seat Rubber	8
14	DS 2110 04	Seat Rubber Rear	1
15	KA DM06 20	HH Collar Screw M6x20 Sw10	2

FUEL PUMP

390 Duke



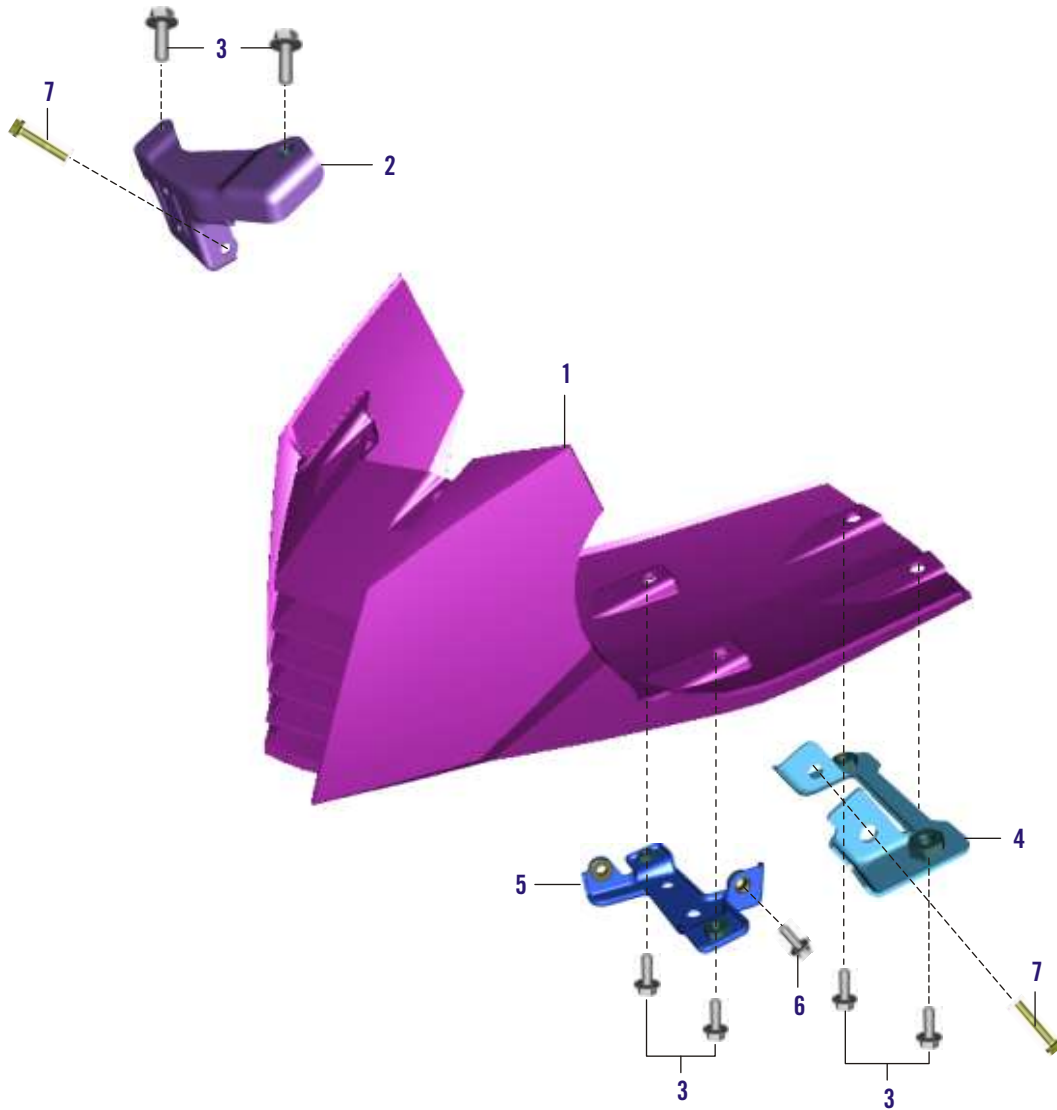
No.	Part No.	Description	Qty
1	JY 1718 04	Fuel Pump	1
2	JG 1718 02	Fuel Filter	1
3	DK 1410 05	Fuel Hose R9	1
4	JG 1718 03	Fuel Hose	1
5	JG 1718 03	Fuel Tank Hose	1
6	JG 1710 29	Clamp 10mm	6
7	LD B000 16	Washer 5,2x14x2mm	6
8	LA D000 80	HH Collar Screw M5x12 SW8	6
9	36 JU00 28	Sensor Fuel Level	1
10	JU 1710 01	Gasket F. Fuel Pump	1



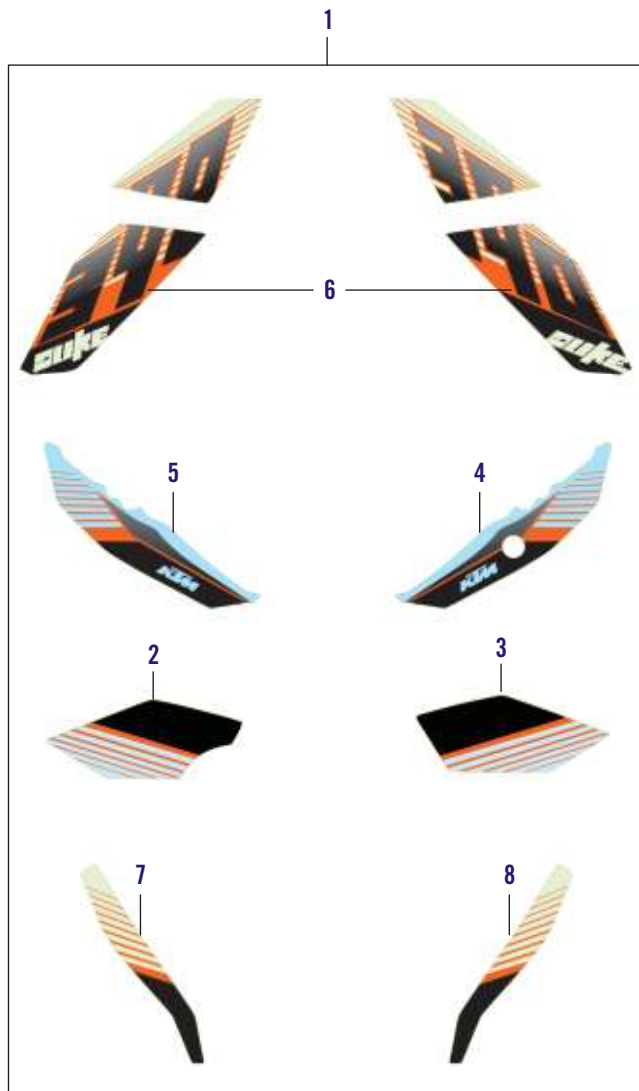
No.	Part No.	Description	Qty
1	JG 7101 4M	Front Fender Black	1
2	JG 1812 30	Wind Shield	1
3	JG 7301 5S	Mask Spoiler LHS White	1
4	JG 7302 5S	Mask Spoiler RHS White	1
5	JG 2314 04	Grip L/S Cpl.	1
6	JG 2314 05	Grip R/S Cpl.	1
7	JG 7204 4W	Side Cowl LHS White	1
8	JG 7205 4W	Side Cowl RHS White	1
9	JG 1812 05	Side Cover Bottom L/S	1
10	JG 1812 06	Side Cover Bottom R/S	1
11	JG 1812 07	Rear End Lower Part (under Tray)	1
12	JG 1814 03	Fender Rear	1
13	JG 1710 31	Clip Nut M5	9
14	LB R000 03	Cross Pan Screw 4x12 PH	10
15	LD A000 07	Washer 4,5x12x1mm	10
16	LA C000 40	AH Screw M5x20	4
17	LD B000 27	Washer For Windshield	4
18	JG 1812 36	Well Nut M5 L16	4
19	LB R000 02	Self Tapping Screw K50x12 T20	2
20	JG 1814 08	Bushing Front Fender	4
21	KA CE06 16	AH Screw M6x16	4
22	KA DM06 14	HH Collar Screw M6x14 Sw8	2
23	LB U000 07	Cheese Head Screw M5x16	10
24	LA D000 43	Special Screw M6x12 ,5 Ws8	2
25	JG 2314 06	Bolt Socket	4
26	JU 1814 15	Mud Flap Front Fender	1
27	LB B000 10	Screw M-5X10	3
28	KC EE05 04	Dome Nut	3
29	KD AE05 10	Washer	6

BELLY PAN

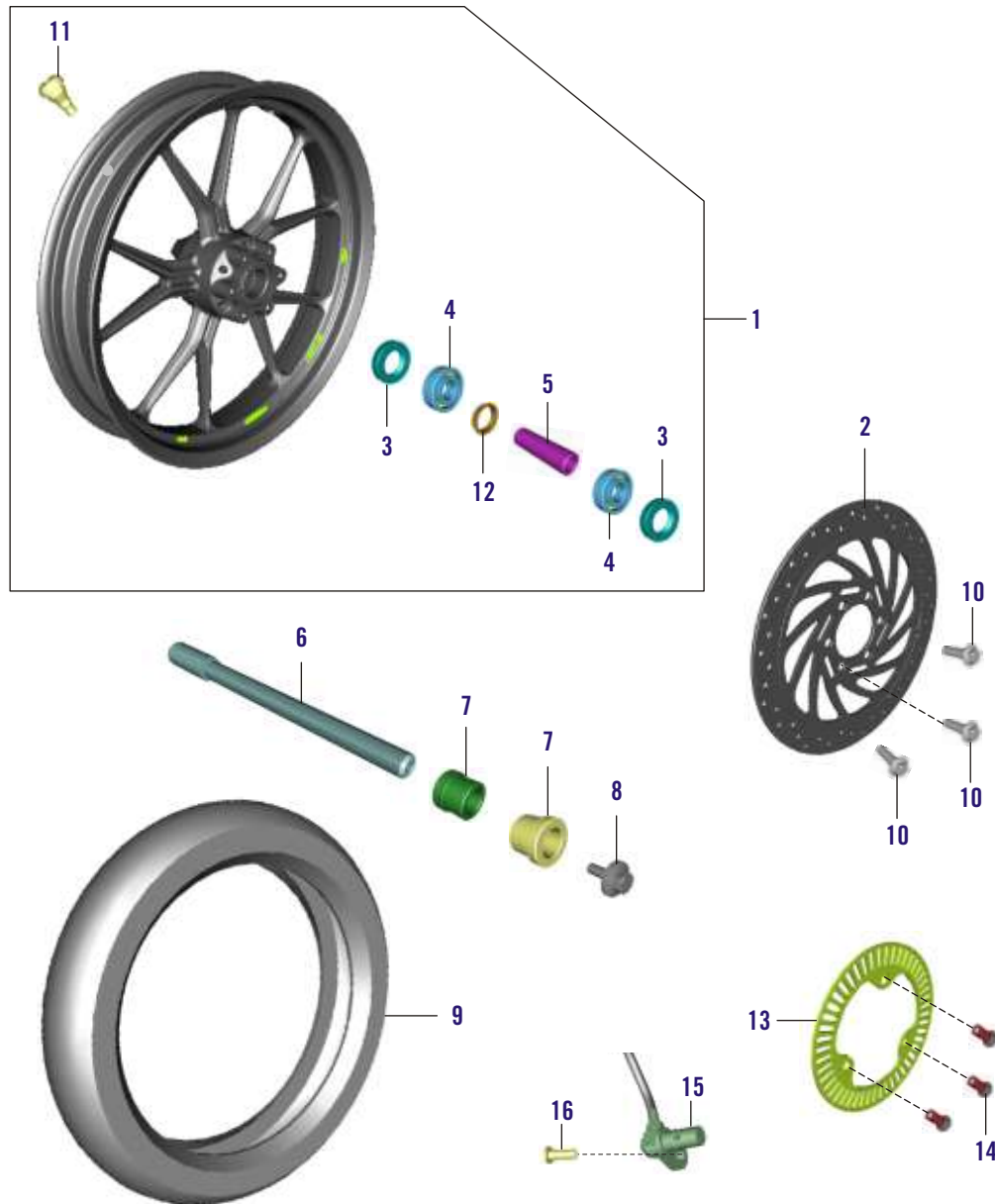
390 Duke



No.	Part No.	Description	Qty
1	JY 1812 01	Belly Pan	1
2	JY 1812 17	Bracket Top Mounting Belly Pan	1
3	JG 1812 55	Step Bolt	6
4	JY 1812 19	Bracket Rear Belly Pan	1
5	JY 1812 18	Bracket Center Belly Pan	1
6	KA DM06 20	Bolt	2
7	KA DM06 14	Bolt Flange	4



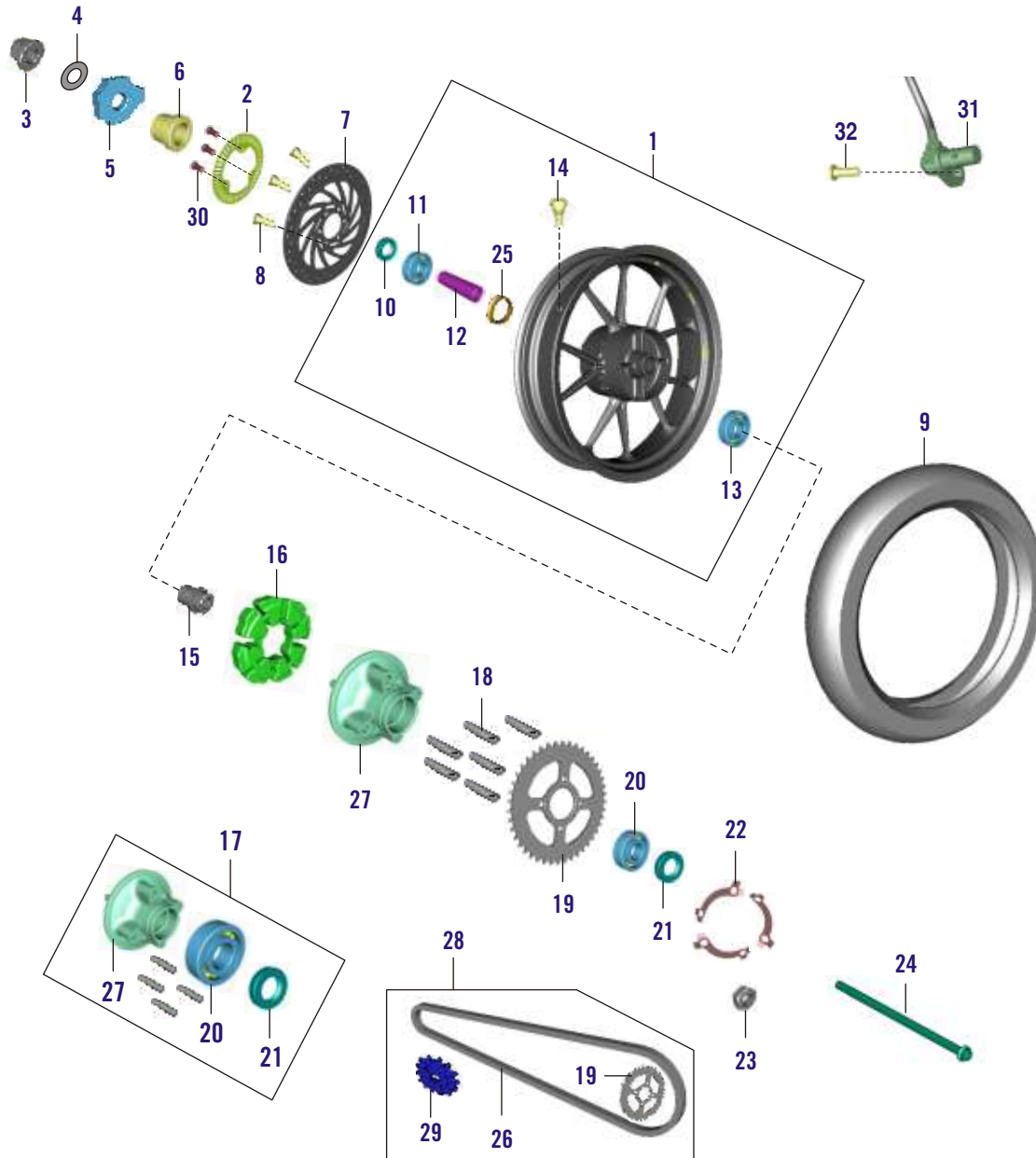
No.	Part No.	Description	Qty
1	JG 2330 83	Decal Set 390 Duke White	1
2	JG 2330 52	Bell Pan LH Decal White	1
3	JG 2330 53	Bell Pan RH Decal White	1
4	JG 2330 54	DECAL SEAT COWL LH White	1
5	JG 2330 55	DECAL SEAT COWL RH White	1
6	JG 2330 82	Decal Set Petrol Tank Cover LH + RH White	1
7	JG 2330 49	Decal Mask LH	1
8	JG 2330 50	Decal Mask RH	1



No.	Part No.	Description	Qty
1	36 JY00 09	Front Wheel Cpl.	1
2	JY 1318 00	Wave Brake Disc Front	1
3	DG 1510 05	Shaft Seal Ring 22x35x8 (oil Seal)	2
4	39 2241 20	Ball Bearing 6202	2
5	JG 1310 02	Bearing Spacer Tube Front	1
6	JG 1310 03	Axle Front D=15mm	1
7	JG 1310 06	Spacer Bushing Front Wheel	2
8	JG 1310 07	Axle Screw M8	1
9	JG 1310 08	Tyre Front	1
10	JG 1318 02	Special Screw M8x30 Self Lock.	6
11	DK 1510 26	Valve Cpl.	1
12	30 1510 98	Supporter	1
13	JU 1318 01	Sensor Disc	1
14	JG 1312 20	Screw	3
15	JU 4024 00	Sensor Speed for ABS	1
16	LA D000 93	Bolt M6	2

REAR WHEEL

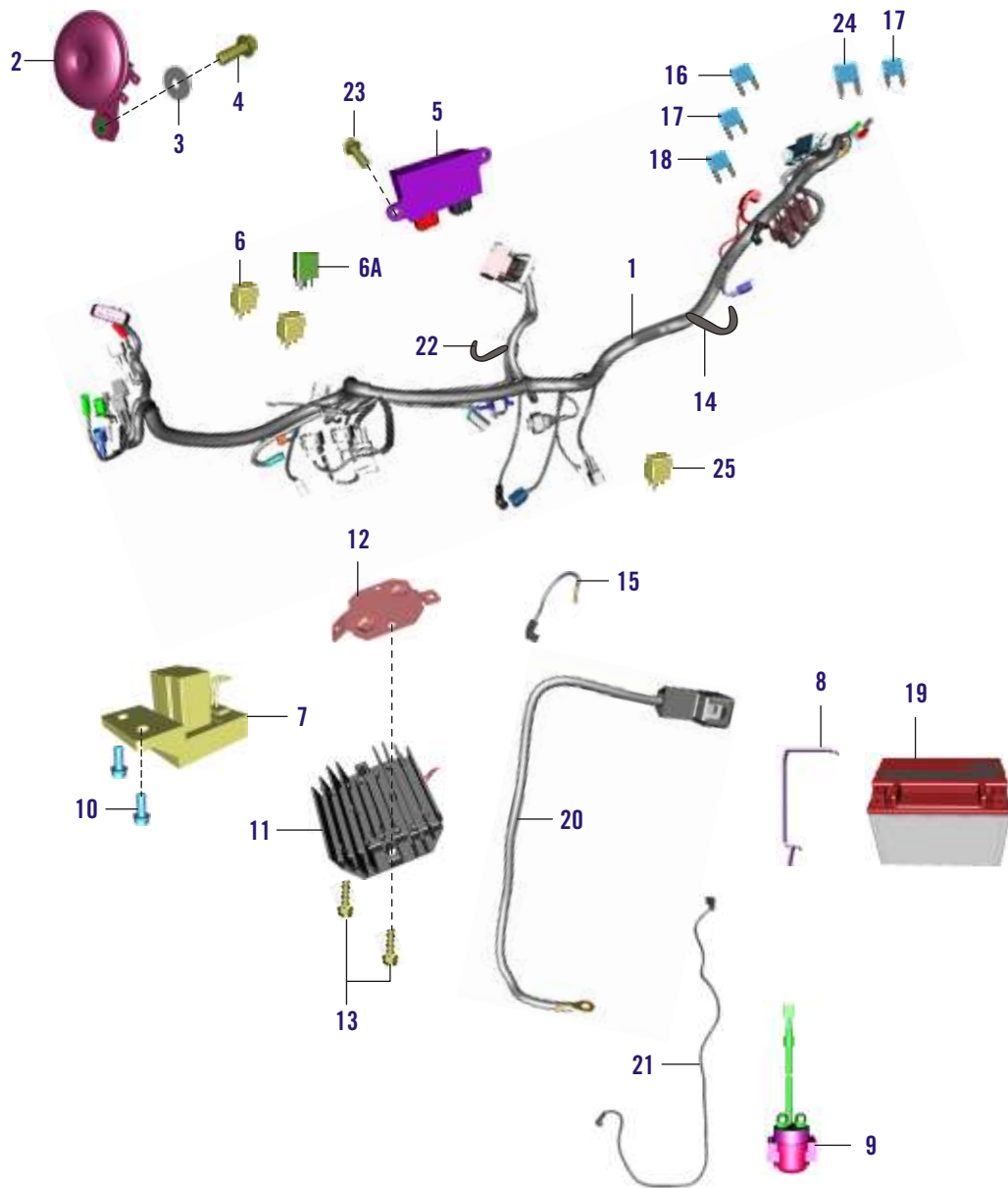
390 Duke



No.	Part No.	Description	Qty
1	36 JY00 10	Rear Wheel Cpl. 4.00x17	1
2	JU 1318 02	Sensor Disc Rear	1
3	DH 1710 19	Nut U Swing	1
4	LD A000 04	Washer 15,2x30x2mm	1
5	JG 1220 07	Chain Adjuster RH & LH	2
6	JG 1312 11	Spacer Bushing Rear Wheel R/s	1
7	JG 1318 09	Wave Brake Disc Rear	1
8	JD 1318 11	Special Screw M8x25 Self Lock.	6
9	JG 1312 21	Tyre Rear	1
10	30 1510 82	Shaft Seal Ring 26x42x8 (Oil Seal)	1
11	39 2242 20	Ball Bearing 6302	1
12	JG 1312 06	Bearing Spacer Tube Rear	1
13	39 2241 20	Ball Bearing 6202	1
14	DK 1510 26	Valve Cpl.	1
15	JG 1312 09	Spacer Bushing for Coupling	1
16	30 1510 76	Damper Rubber	1
17	JY 1312 03	Coupling Assly.	1
18	JG 1312 28	Bolt	6
19	DT 1312 12	Sprocket 45 T	1
20	KP AC62 05	Ball Bearing 6005 Rs	4
21	DT 1312 14	Shaft Seal Ring 30x47x8 (Oil Seal)	1
22	DT 1312 15	Twist Lock Washer	3
23	LC A000 09	Flanged Nut M10x1,25 H6 Ws14	6
24	JG 1312 24	Axle Rear Cpl.	1
25	30 1510 98	Support	1
26	JG 1410 01	Drive Chain 520 X-Link	1
27	DT 1312 13	Coupling	1
28	36 JY00 08	Kit Chain Sprocket	1
29	DT 5512 00	Sprocket Output (15T)	1
30	JG 1312 20	Screw	3
31	JU 4024 00	Sensor Speed for ABS	1
32	LA D000 93	Bolt M6	2

WIRING HARNESS

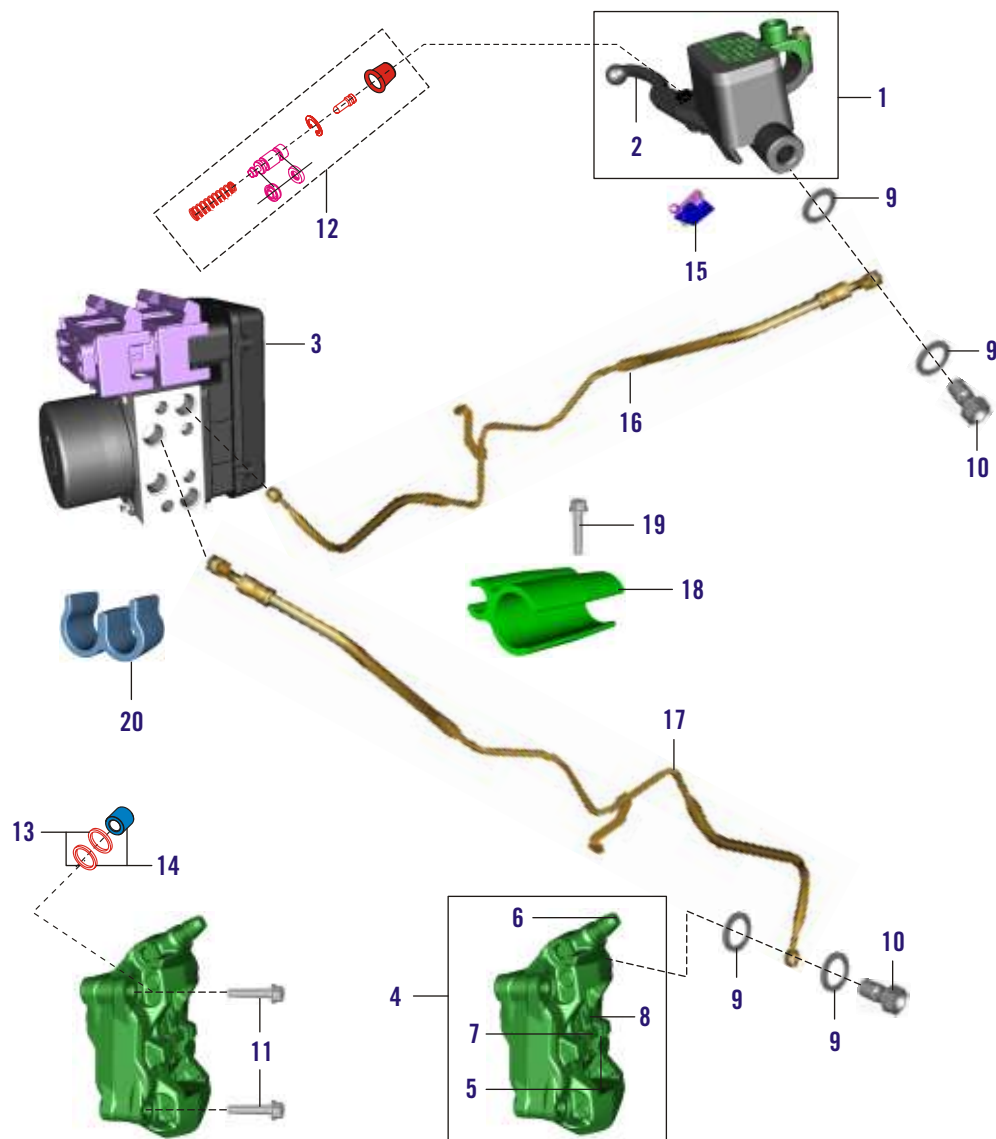
390 Duke



No.	Part No.	Description	Qty
1	JG 4022 38	Wiring Harness	1
2	JG 4016 01	DC Horn (82mm)	1
3	LD B000 21	Washer 8,2x16x1,5	1
4	KA DM08 20	HH Collar Screw M8x20 Sw12	1
5	JU 4020 00	Integral Unit	1
6	JL 4030 00	Relay	5
6A	JL 4030 01	Relay With Diode	1
7	JG 4032 00	Roll Over Sensor	1
8	JG 4018 01	Battery Band	1
9	JN 3516 04	Starter Relay	1
10	LA E000 10	HH Collar Screw M5x13 Sw8	2
11	JG 4020 03	Voltage Regulator 3 Phase	1
12	JG 1138 25	Bracket Voltage Regulator	1
13	KA DM06 25	HH Collar Screw M6X25 Sw10	2
14	JD 4022 17	Cable Ties For Harness 150mm	18
	PA 4022 04	Cable Ties For Harness 100mm	5
15	JG 4022 37	Ground Cable	1
16	JG 4022 28	Fuse 10A	4
17	JG 4022 29	Fuse 15A	4
18	JG 4022 30	Fuse 30A	1
19	36 JU00 15	Battery	1
20	JG 4022 35	Cable Assly Earth	1
21	JG 4022 36	Cable Relay to Motor	1
22	60 1114 18	Cable Tie	1
23	KA EM06 14	Bolt Integral Unit	1
24	JG 4022 34	Fuse 25 A	1
25	JG 3514 18	Radiator Fan Control Unit	1

BRAKE SYSTEM - FRONT

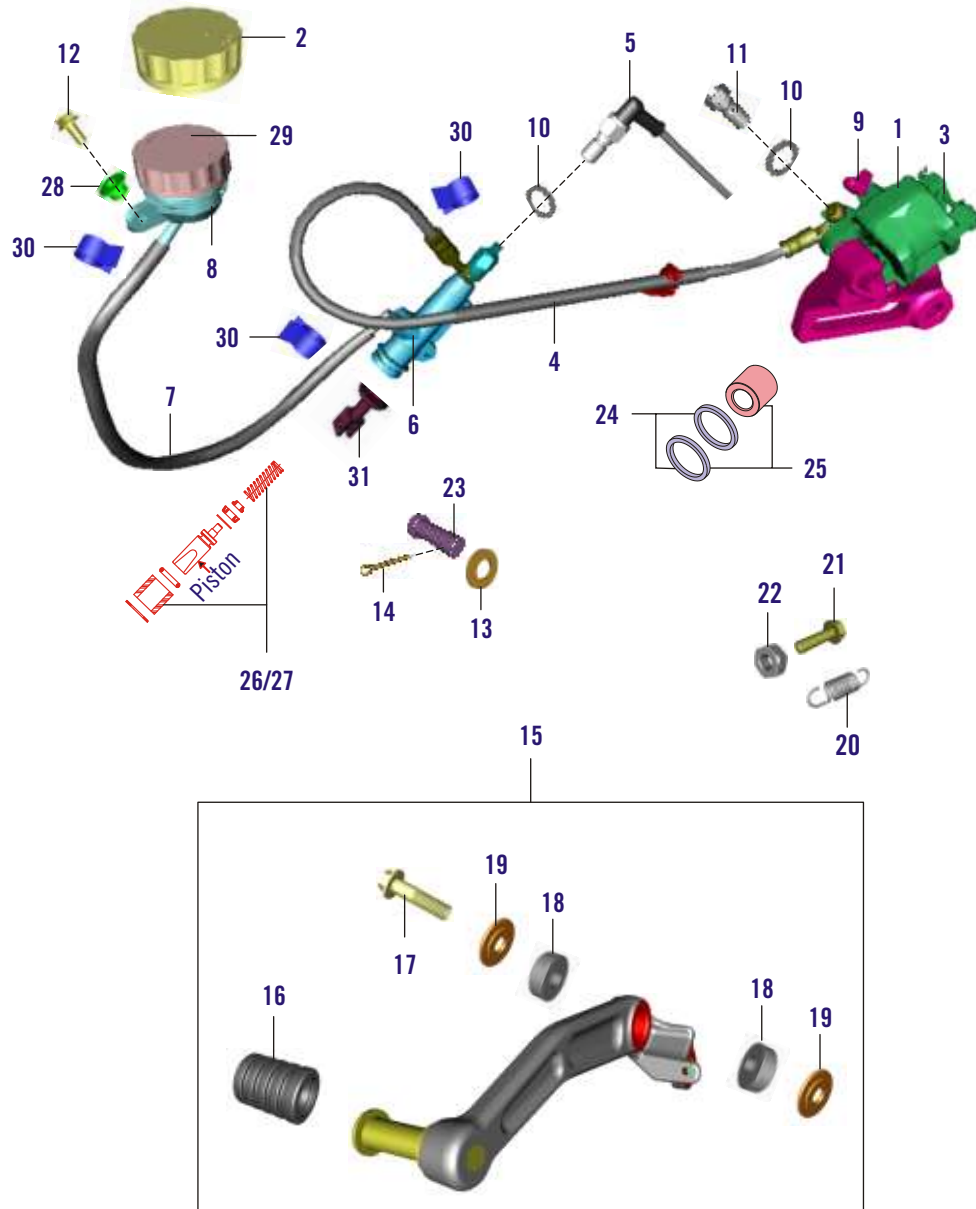
390 Duke



No.	Part No.	Description	Qty
1	JG 1318 26	Master Cylinder Front	1
2	DJ 1910 57	Hand Brake Lever	1
3	JU 1318 05	Anti lock Brake System	1
4	JG 1318 04	Brake Caliper Radial	1
5	JG 1318 10	Brake Pads Front	1
6	JG 1318 11	Bleeder Screw	1
7	59 0400 48	Bolt F. Brake Pads	1
8	JG 1318 13	Spring Clip	1
9	DE 1910 10	Copper Gasket	8
10	DK 1510 69	Banjo Screw	4
11	LA D000 37	HH Collar Screw M8x 1x50 SW12SS	2
12	36 DH40 48	Major Kit Master Cylinder	1
13	JU 1318 16	Minor Kit Caliper Assly.	1
14	JU 1318 15	Major Kit Caliper Assly.	1
15	DJ 2011 09	Front Brake Switch	1
16	JU 1318 09	Brake Hose ABS to Master Cylinder Front	1
17	JU 1318 07	Brake Hose Front ABS to Caliper	1
18	JG 1138 26	Clamp for ABS Hose	1
19	LA D000 94	Bolt ABS Clamp	1
20	JG 4036 00	Clamp Sensor cable holding	1

BRAKE SYSTEM - REAR

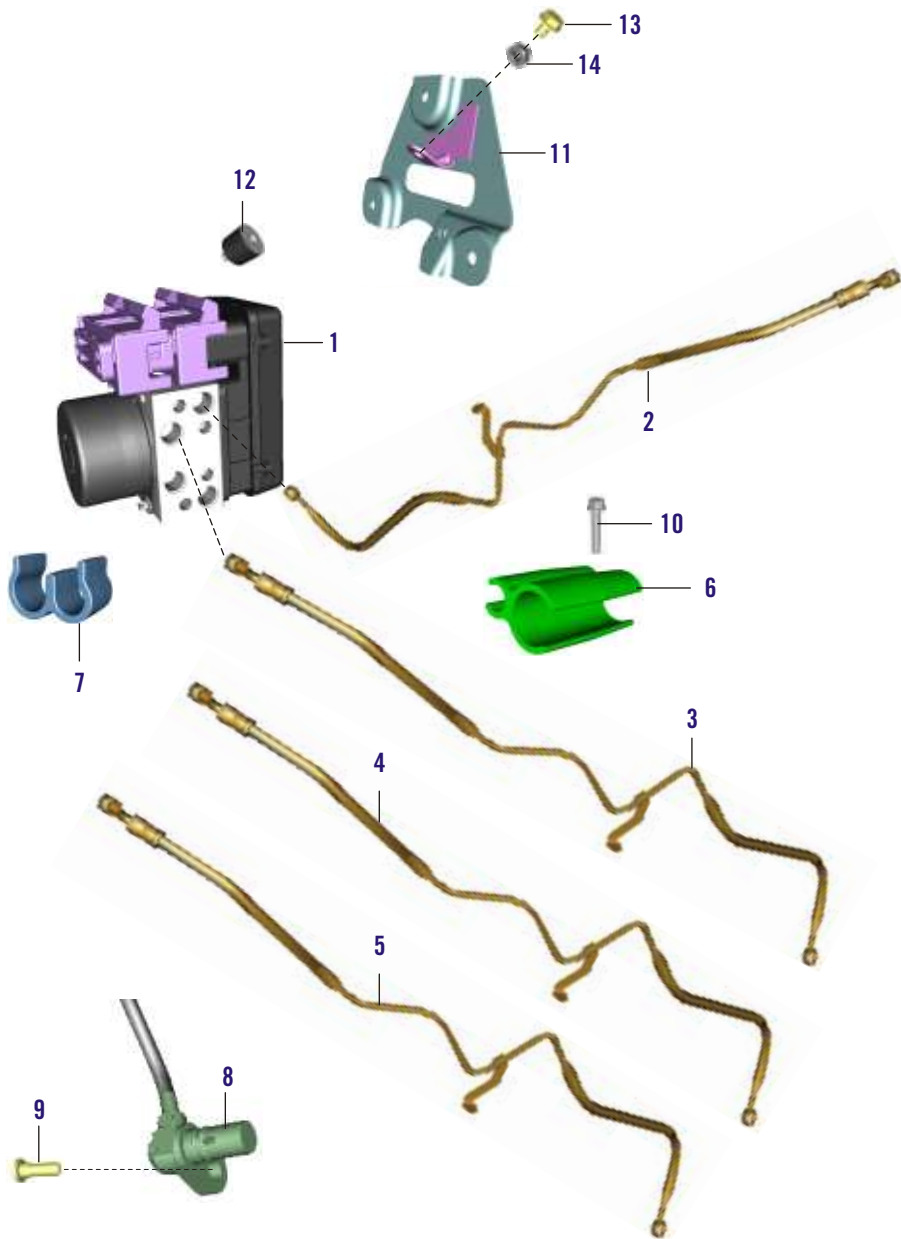
390 Duke



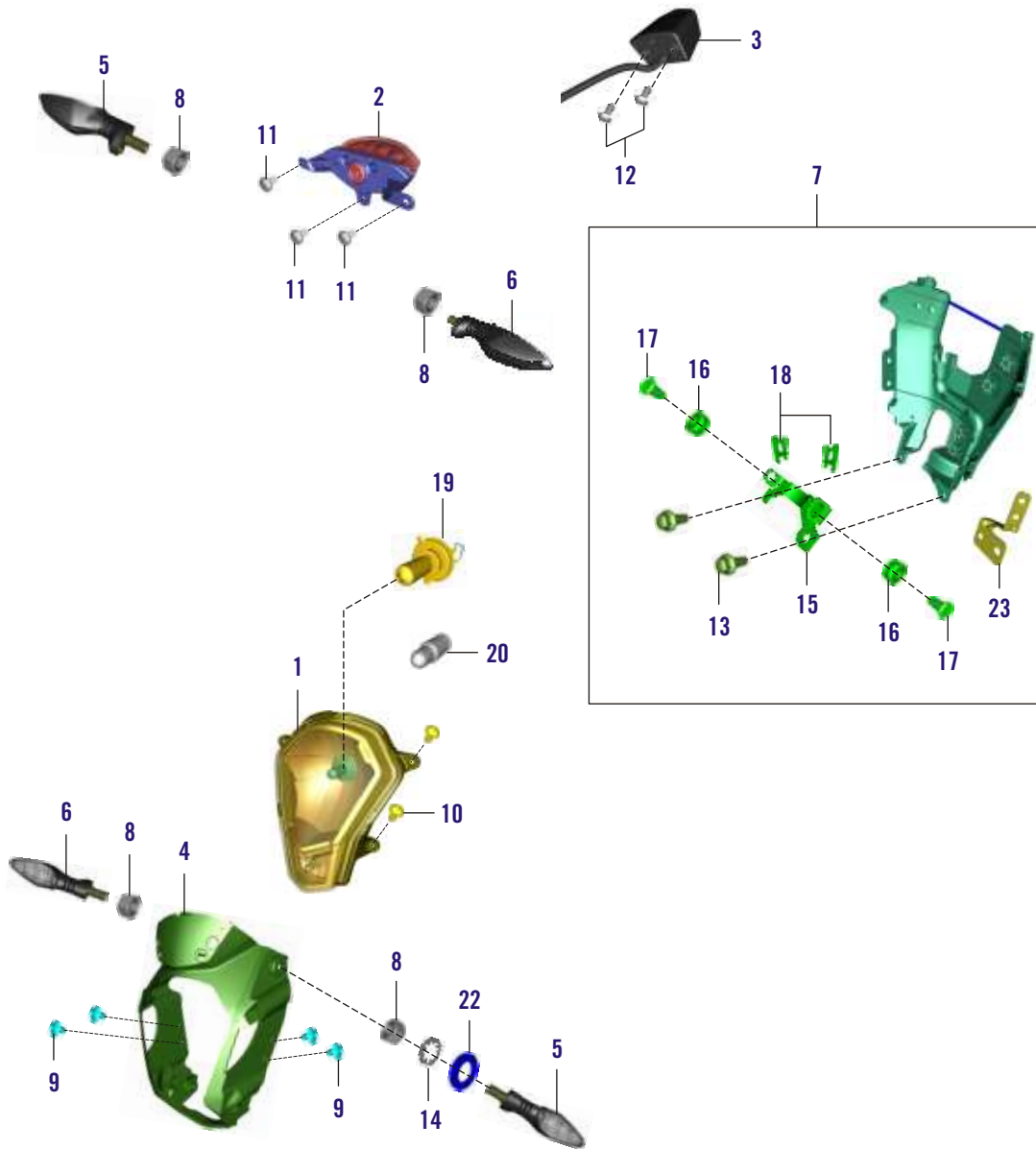
No.	Part No.	Description	Qty
1	JG 1318 15	Brake Caliper Rear Cpl.	1
2	DK 1510 45	Rear Master Cylinder Cap	1
3	DK 1510 85	Rear Brake Pads	1
4	JU 1318 09	Brake Hose Rear	1
5	JG 4014 00	Brake Light Switch Rear	1
6	JG 1318 08	Rear Brake Cylinder Cpl.	1
7	JG 1318 22	Hose F. Reservoir	1
8	36 JG00 18	Brake Fluid Reservoir Cpl.	1
9	DE 1510 46	Bleeder Screw	1
10	DE 1910 10	Copper Gasket	8
11	DK 1510 69	Banjo Screw	4
12	KA DM06 14	HH Collar Screw M6x12 Sw8	1
13	KD BE06 13	Plain Washer 6,5x13x1	1
14	KH AD20 15	Pin 2x15mm	1
15	36 JU00 33	Foot Brake Lever	1
16	JG 1130 10	Rubber For Brake Pedal	1
17	JG 1130 68	Bolt Brake Lever	1
18	JG 1130 61	Bearing Brake Lever	2
19	JG 1130 62	Washer Brake Lever	2
20	JG 1610 01	Spring Foot Brake Lever	1
21	KA DM06 20	HH Collar Screw M6x20 Sw10	1
22	KC AJ06 05	Hexagon Nut M6	1
23	LH A000 01	Pin	1
24	36 DK00 67	Minor Kit Caliper Assly. (w/o Piston)	1
25	36 DK00 68	Major Kit Caliper Assly. (with Piston)	1
26	36 DK00 69	Major Kit Master Cylinder (with Piston)	1
27	36 DK00 70	Minor Kit Master Cylinder (w/o Piston)	1
28	JG 1812 39	Collar Bushing	1
29	DK 1510 72	Diaphragm Reservoir	1
30	DK 1510 63	Clip For Reservoir Tube	3
31	DK 1510 43	Push Rod	1

BRAKE SYSTEM - ABS FRONT & REAR

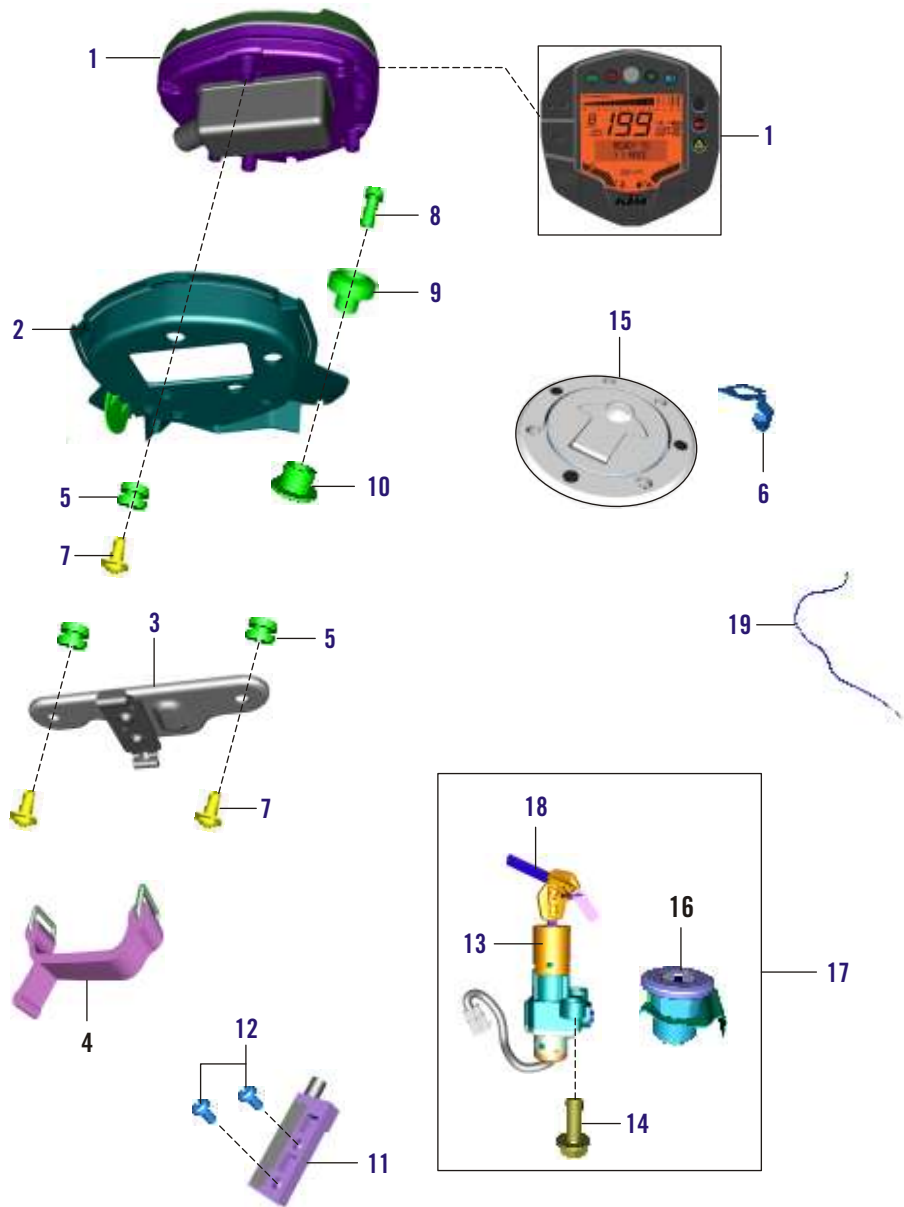
390 Duke



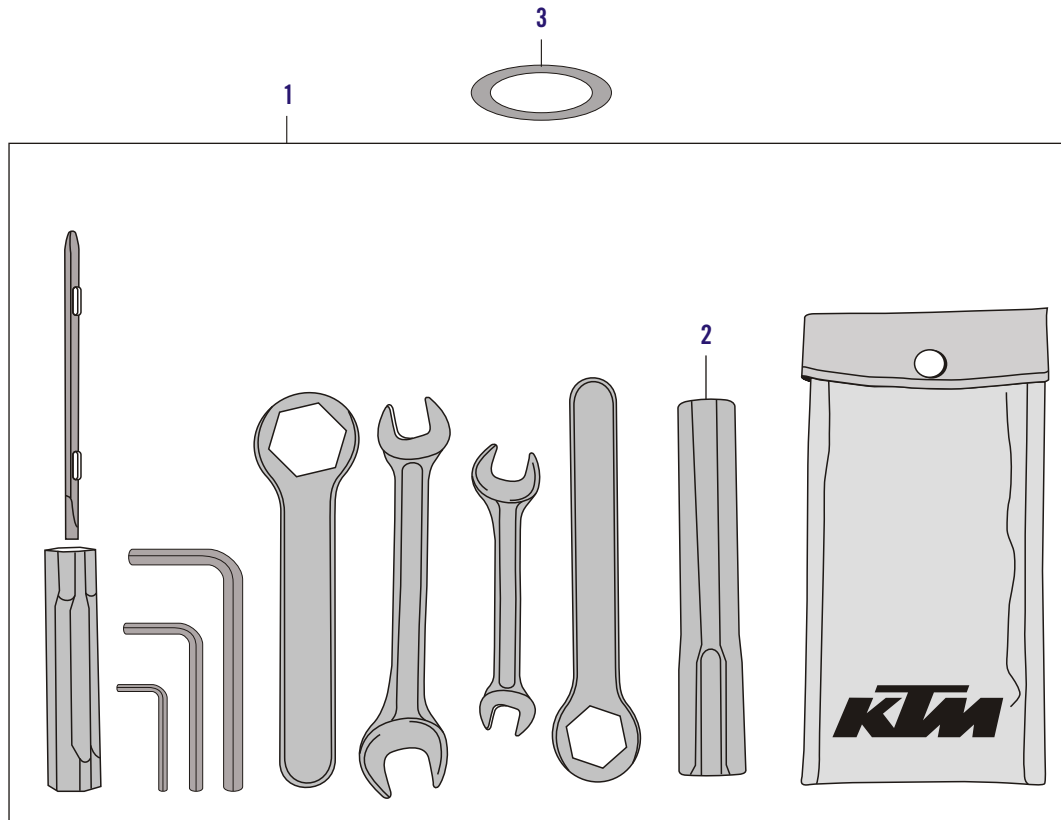
No.	Part No.	Description	Qty
1	JU 1318 05	Anti lock Brake System	1
2	JU 1318 09	Brake Hose ABS to Master Cylinder Front	1
3	JU 1318 07	Brake Hose Front ABS to Caliper	1
4	JU 1318 10	Brake Hose ABS to Master Cylinder Rear	1
5	JU 1318 08	Brake Hose Rear ABS to Caliper	1
6	JG 1138 36	Clamp Hose	2
7	JG 4036 00	Clamp Sensor cable holding	2
8	JG 4024 00	Sensor Speed Front & Rear wheel	2
9	LA D000 93	Bolt M-6	2
10	LA D000 94	Bolt M-6	2
11	JG 1138 22	Bracket ABS Mounting	1
12	JG 5810 14	Silent Blocks	2
13	LA D000 40	Bolt Flanged	1
14	LC L000 02	Nut Flanged M-6	1



No.	Part No.	Description	Qty
1	JG 4010 00	Head Lamp Assly	1
2	JG 4010 01	Tail Lamp Assly.	1
3	JG 4010 06	License Plate Illumination	1
4	JG 1812 26	Mask Carrier	1
5	JG 4010 03	Indicator Assly. Rear RH / front LH	2
6	JG 4010 02	Indicator Assly. Rear LH / front RH	2
7	JG 1812 25	Head Light Cover Rear Cpl. (Fairing Back Cover)	1
8	LC A000 05	Flanged Nut	4
9	JG 1812 59	Rivet Snap	4
10	LB R000 02	Self Tapping Screw K50x12 T20	4
11	LB U000 09	Cheese-head Screw M5x15	3
12	LB R000 03	Cross Pan Screw 4x12 Ph	2
13	KA EM06 16	HH Collar Screw M6x16 Sw10	2
14	LD A000 12	Plain Washer For Indicator	4
15	JG 1812 45	Hinge Bkt Head L. - Cover	1
16	JG 1812 42	Grommet Mask Carr. Pivot Bkt	2
17	LA D000 46	Safety Bolt 8x1,5	2
18	JG 1812 43	Clip Pivot	2
19	DG 2010 71	Head Light Bulb	1
20	DJ 2010 72	Pilot Bulb	1
21	LD F000 02	Toothed Washer	4
22	JG 4010 27	Head Light Dust Cap	4
23	JG 1812 49	Bracket for Harness Routing	1



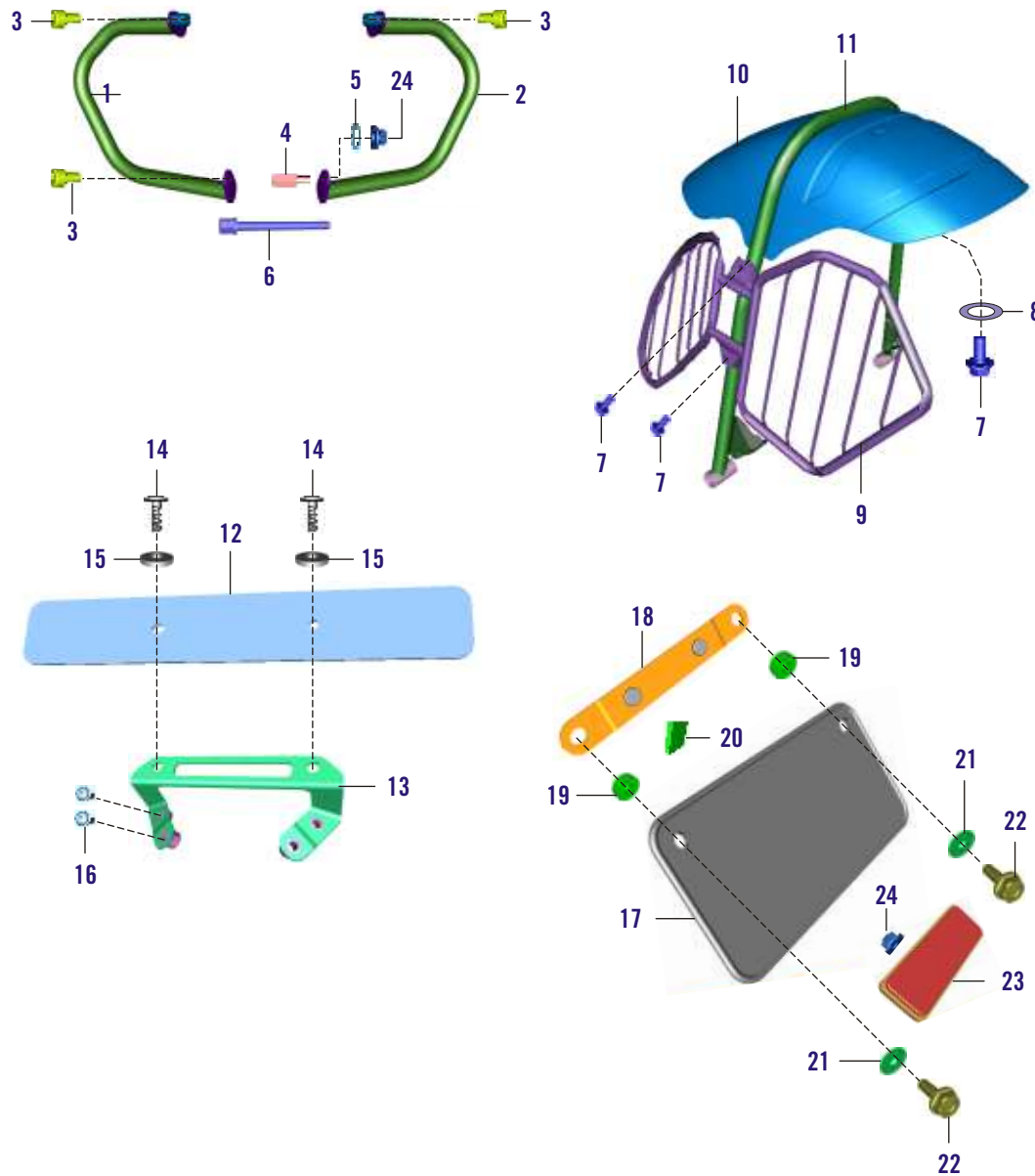
No.	Part No.	Description	Qty
1	JG 4024 05	Speedometer With ABS	1
2	JG 1812 27	Speedometer Support (Dashboard)	1
3	JG 1812 57	Bracket F. Speedom. conn.	1
4	JG 1812 58	Rub. Strap F. Bkt Speedom.conn	1
5	JG 1812 38	Grommet Dashboard	3
6	JG 2326 03	Bracket Seat Lock	1
7	LB R000 02	Self Tapping Screw K50x12 T20	3
8	LA C000 10	AH Screw M6X15 10.9	2
9	JG 1812 40	Special Washer	2
10	JG 1812 39	Collar Bushing	2
11	JG 4024 00	Speedometer Sensor	1
12	LB B000 05	Pan Cross Screw M4	2
13	JG 4014 01	Ignition Lock	1
14	LA D000 77	HH Collar Screw M6x16 Sw10	2
15	JG 1710 44	Tank Cap	1
16	JG 2326 02	Seat Lock	1
17	JG 2326 04	Lock Set	1
18	JG 2326 05	Blank Key Set	1
19	JG2326 06	Seat Lock Cable	1



No.	Part No.	Description	Qty
1	JG 2310 01	Tool Kit	1
2	JG 2310 03	Spark Plug Spanner	1
3	DK 2210 24	Band Tool Kit	1
4	JG 2310 02	Tool Kit Bag	1

LEG GUARD, SAREE GUARD

390 Duke



No.	Part No.	Description	Qty
1	JG 2312 09	Leg Guard LH	1
2	JG 2312 10	Leg Guard RH	1
3	LA C000 29	Bolt Leg Guard Lower Mounting	2
4	JU 2312 05	Special Nut For Leg Guard	2
5	LD C000 01	Washer Leg Guard	2
6	LA D000 71	Special Bolt For RH Leg Guard	1
7	LA D000 84	Bolt Flanged	5
8	KD BE06 13	Plain Washer	5
9	JU 2312 04	Saree Guard	1
10	JU 1814 05	Cover Mud Rear	1
11	JU 1810 00	Tube Rear Hugger Mounting	1
12	JU 2328 00	Number Plate Front	1
13	JU 2328 05	Bracket Front Number Plate	1
14	LB U000 09	Screw Mushroom Head	2
15	39 2141 24	Washer Non Metallic	2
16	LA C000 40	Screw Front Number Plate Bracket	4
17	JU 1814 09	Number Plate Rear	1
18	JU 1814 10	Bracket Number Plate Rear	1
19	JU 1814 08	Grommet Number Plate Rear	2
20	JU 1814 12	Dual Lock Tape	2
21	LD B000 31	Plain Washer	2
22	KA DM06 20	Bolt M6	2
23	DD 2010 02	Reflector Reflex	1
24	JU 2312 07	Nut	1
25	LA D000 71	Bolt Flange M-10	1

PART INDEX

390 Duke

Part Number	Figure No.	Page No.
30 1011 95	6	18
30 1410 31	26	23
30 1510 76	16	37
30 1510 82	10	37
30 1510 98	12	36
30 1510 98	25	37
31 1011 73	7	6
36 DH40 48	12	39
36 DK00 67	24	40
36 DK00 68	25	40
36 DK00 69	26	40
36 DK00 70	27	40
36 JG00 10	8	21
36 JG00 18	8	40
36 JG00 41	14	21
36 JL00 39	11	4
36 JU00 15	19	38
36 JU00 19	26	21
36 JU00 28	9	32
36 JU00 32	14	11
36 JU00 33	15	40
36 JY00 --	2	17
36 JY00 02	6	7
36 JY00 03	2	5
36 JY00 04	6	6
36 JY00 05	6	6
36 JY00 06	6	6
36 JY00 07	1	5
36 JY00 08	28	37
36 JY00 09	1	36
36 JY00 10	1	37

Part Number	Figure No.	Page No.
36 JY00 14	17	22
36 JY00 17	9	14
36 JY00 18	19	17
36 PB00 04	17	21
39 0999 06	11	3
39 0999 06	9	16
39 0999 06	6	17
39 0999 06	7	18
39 1021 21	13	14
39 1041 19	10	3
39 1043 19	4	2
39 1075 04	8	16
39 1537 21	18	3
39 1665 11	15	4
39 1724 20	14	7
39 1864 20	14	1
39 1990 20	2	3
39 2005 11	9	11
39 2016 19	15	3
39 2141 24	20	30
39 2141 24	15	66
39 2181 06	3	5
39 2185 20	17	1
39 2241 20	4	36
39 2241 20	13	37
39 2242 20	11	37
39 2562 20	9	1
39 2562 20	8	2
39 2601 20	4	1
39 2606 07	16	4
39 2606 07	5	6

Part Number	Figure No.	Page No.
39 2606 07	3	10
39 2669 21	12	15
39 2699 20	16	16
52 JY00 31	5	30
59 0400 48	7	39
59 2100 23	17	17
60 1114 18	22	38
BF 6214 02	5	19
CB 1010 09	4	14
CB 1010 22	8	14
CS 1011 28	11	15
DD 1110 12	21	18
DD 2010 02	23	66
DE 1510 46	9	40
DE 1910 10	9	39
DE 1910 10	10	40
DG 1012 75	9	6
DG 1012 75	12	7
DG 1014 18	8	3
DG 1014 56	6	2
DG 1510 05	3	36
DG 2010 71	19	42
DH 1010 48	9	4
DH 1013 83	10	1
DH 1013 83	17	3
DH 1710 19	3	37
DH 1910 07	3	22
DH 1910 08	18	22
DJ 1810 11	15	22
DJ 1910 57	2	39
DJ 1910 81	14	22

Part Number	Figure No.	Page No.
DJ 2010 72	20	42
DJ 2011 09	15	39
DK 1012 25	17	16
DK 1012 84	17	18
DK 1013 40	18	16
DK 1013 86	10	4
DK 1410 05	3	32
DK 1510 26	11	36
DK 1510 26	14	37
DK 1510 43	31	40
DK 1510 45	2	40
DK 1510 63	30	40
DK 1510 69	10	39
DK 1510 69	11	40
DK 1510 72	29	40
DK 1510 85	3	40
DK 1810 76	15	21
DK 2210 24	3	65
DP 1011 91	12	1
DS 1011 54	8	4
DS 1012 15	9	3
DS 1211 26	8	29
DS 1610 82	6	12
DS 1611 56	7	20
DS 1910 52	10	22
DS 2110 04	14	31
DT 1312 12	19	37
DT 1312 13	27	37
DT 1312 14	21	37
DT 1312 15	22	37
DT 5512 00	16	9

Part Number	Figure No.	Page No.
DT 5512 00	29	37
EC 5610 23	2	10
FD 2110 06	12	31
JA 5410 21	16	17
JB 5910 59	18	28
JC 1410 17	7	12
JC 2010 27	7	19
JD 1318 11	8	37
JD 4022 17	14	38
JG 1111 34	1	23
JG 1130 01	3	23
JG 1130 07	25	23
JG 1130 10	16	11
JG 1130 10	16	40
JG 1130 20	7	23
JG 1130 24	2	23
JG 1130 29	6	23
JG 1130 34	29	23
JG 1130 35	30	23
JG 1130 39	5	23
JG 1130 40	4	23
JG 1130 41	9	23
JG 1130 42	8	23
JG 1130 43	16	23
JG 1130 43	24	23
JG 1130 52	32	24
JG 1130 61	15	11
JG 1130 61	18	40
JG 1130 62	17	11
JG 1130 62	19	40
JG 1130 68	18	11

PART INDEX

390 Duke

Part Number	Figure No.	Page No.
JG 1130 68	17	40
JG 1132 03	1	25
JG 1132 04	2	25
JG 1132 07	3	25
JG 1132 10	9	25
JG 1134 06	19	23
JG 1134 06	21	23
JG 1134 07	20	23
JG 1138 00	12	23
JG 1138 02	15	23
JG 1138 06	4	13
JG 1138 08	5	31
JG 1138 09	4	31
JG 1138 14	33	24
JG 1138 15	34	24
JG 1138 22	11	41
JG 1138 25	12	38
JG 1138 26	18	39
JG 1138 36	6	41
JG 1138 39	21	13
JG 1138 49	36	24
JG 1210 04	9	21
JG 1210 11	13	21
JG 1210 12	10	21
JG 1210 13	11	21
JG 1210 18	3	21
JG 1210 19	4	21
JG 1210 21	19	21
JG 1210 25	1	21
JG 1210 26	2	21
JG 1210 33	27	21

Part Number	Figure No.	Page No.
JG 1220 04	18	27
JG 1220 07	5	37
JG 1220 09	16	27
JG 1220 10	17	27
JG 1220 11	15	27
JG 1220 12	13	27
JG 1220 15	14	23
JG 1220 16	5	27
JG 1220 26	14	27
JG 1220 28	8	27
JG 1220 32	11	27
JG 1220 33	12	27
JG 1220 34	20	27
JG 1220 35	1	27
JG 1220 36	2	27
JG 1220 38	1	26
JG 1310 02	5	36
JG 1310 03	6	36
JG 1310 06	7	36
JG 1310 07	8	36
JG 1310 08	9	36
JG 1312 06	12	37
JG 1312 09	15	37
JG 1312 11	6	37
JG 1312 20	14	36
JG 1312 20	30	37
JG 1312 21	9	37
JG 1312 24	24	37
JG 1312 28	18	37
JG 1318 02	10	36
JG 1318 04	4	39

Part Number	Figure No.	Page No.
JG 1318 08	6	40
JG 1318 09	7	37
JG 1318 10	5	39
JG 1318 11	6	39
JG 1318 13	8	39
JG 1318 15	1	40
JG 1318 22	7	40
JG 1318 26	1	39
JG 1410 01	26	37
JG 1510 02	5	21
JG 1510 12	22	21
JG 1510 13	21	21
JG 1510 14	6	21
JG 1510 20	7	21
JG 1510 21	23	21
JG 1510 22	2	22
JG 1510 26	16	21
JG 1510 31	1	22
JG 1610 01	20	40
JG 1610 07	11	22
JG 1710 20	13	30
JG 1710 20	8	31
JG 1710 22	14	30
JG 1710 22	9	31
JG 1710 23	6	31
JG 1710 24	12	30
JG 1710 25	8	30
JG 1710 26	11	20
JG 1710 27	15	30
JG 1710 29	5	13
JG 1710 29	6	32

Part Number	Figure No.	Page No.
JG 1710 30	9	30
JG 1710 31	19	30
JG 1710 31	13	33
JG 1710 33	22	30
JG 1710 34	17	30
JG 1710 35	23	30
JG 1710 36	24	30
JG 1710 37	4	30
JG 1710 40	15	20
JG 1710 44	2	30
JG 1710 44	15	59
JG 1710 46	15	20
JG 1710 47	15	20
JG 1710 54	18	30
JG 1710 55	3	30
JG 1710 56	1	30
JG 1710 59	10	30
JG 1718 02	2	32
JG 1718 03	4	32
JG 1718 03	5	32
JG 1812 05	9	33
JG 1812 06	10	33
JG 1812 07	11	33
JG 1812 10	4	27
JG 1812 25	7	42
JG 1812 26	4	42
JG 1812 27	2	44
JG 1812 30	2	33
JG 1812 32	24	27
JG 1812 36	18	33
JG 1812 38	5	47

Part Number	Figure No.	Page No.
JG 1812 39	28	40
JG 1812 39	10	53
JG 1812 40	9	52
JG 1812 42	16	42
JG 1812 43	18	42
JG 1812 45	15	42
JG 1812 49	23	42
JG 1812 50	8	13
JG 1812 55	3	34
JG 1812 57	3	45
JG 1812 58	4	46
JG 1812 59	9	42
JG 1812 73	22	27
JG 1814 03	12	33
JG 1814 06	3	27
JG 1814 08	20	33
JG 1910 00	1	31
JG 1910 03	2	31
JG 1910 06	13	31
JG 1910 08	11	31
JG 1910 09	10	31
JG 2310 01	1	65
JG 2310 02	4	65
JG 2310 03	2	65
JG 2312 09	1	66
JG 2312 10	2	66
JG 2314 04	5	33
JG 2314 05	6	33
JG 2314 06	25	33
JG 2316 00	7	22
JG 2316 01	6	22

PART INDEX

390 Duke

Part Number	Figure No.	Page No.
JG 2326 01	3	31
JG 2326 02	16	61
JG 2326 03	6	49
JG 2326 04	17	62
JG 2326 05	18	63
JG 2330 01	38	24
JG 2330 49	7	35
JG 2330 50	8	35
JG 2330 52	2	35
JG 2330 53	3	35
JG 2330 54	4	35
JG 2330 55	5	35
JG 2330 80	30	21
JG 2330 82	6	35
JG 2330 83	1	35
JG 3512 02	12	18
JG 3512 03	10	18
JG 3512 09	13	18
JG 3514 00	15	16
JG 4010 00	1	42
JG 4010 01	2	42
JG 4010 02	6	42
JG 4010 03	5	42
JG 4010 06	3	42
JG 4010 27	22	42
JG 4014 00	5	40
JG 4014 01	13	57
JG 4014 02	8	25
JG 4014 06	5	22
JG 4014 11	4	25
JG 4014 16	12	22

Part Number	Figure No.	Page No.
JG 4016 01	2	38
JG 4018 01	8	38
JG 4018 08	13	23
JG 4020 03	11	38
JG 4022 28	16	38
JG 4022 29	17	38
JG 4022 30	18	38
JG 4022 34	24	38
JG 4022 35	20	38
JG 4022 36	21	38
JG 4022 37	15	38
JG 4022 38	1	38
JG 4024 00	8	41
JG 4024 00	11	55
JG 4024 05	1	43
JG 4032 00	7	38
JG 4036 00	20	39
JG 4036 00	7	41
JG 5110 10	5	28
JG 5110 16	14	14
JG 5110 21	20	16
JG 5110 22	19	16
JG 5110 46	13	16
JG 5112 70	15	15
JG 5310 40	14	6
JG 5312 07	7	4
JG 5312 15	5	4
JG 5410 21	13	3
JG 5410 21	6	16
JG 5412 30	7	3
JG 5412 32	5	18

Part Number	Figure No.	Page No.
JG 5610 08	12	10
JG 5610 09	7	1
JG 5610 09	8	11
JG 5610 10	4	10
JG 5612 04	5	1
JG 5612 04	6	11
JG 5612 05	6	1
JG 5612 05	7	11
JG 5612 15	2	11
JG 5612 16	5	11
JG 5612 17	4	11
JG 5612 18	3	11
JG 5612 22	5	10
JG 5612 26	8	1
JG 5612 26	10	11
JG 5710 14	11	17
JG 5710 15	13	17
JG 5710 16	12	17
JG 5710 28	9	17
JG 5710 29	10	17
JG 5810 04	5	29
JG 5810 14	12	41
JG 5810 33	3	29
JG 5810 58	12	29
JG 5810 60	7	29
JG 5810 61	9	29
JG 5810 70	4	29
JG 5814 16	4	20
JG 5814 19	6	20
JG 5814 24	5	20
JG 5910 55	8	28

Part Number	Figure No.	Page No.
JG 5910 64	3	28
JG 5910 68	12	28
JG 5910 70	4	28
JG 5910 88	14	28
JG 5910 96	15	28
JG 5910 97	9	28
JG 5911 00	17	28
JG 6010 05	6	4
JG 6010 07	3	1
JG 6010 07	3	4
JG 6010 11	12	4
JG 6010 12	13	4
JG 6010 14	9	13
JG 6010 16	17	13
JG 6010 19	14	13
JG 6012 08	1	13
JG 6012 09	16	13
JG 6012 10	18	13
JG 6012 11	2	13
JG 6012 13	6	13
JG 6012 15	7	13
JG 6012 21	20	13
JG 6012 30	3	13
JG 6012 35	17	12
JG 6014 00	3	12
JG 6110 06	3	20
JG 7101 4M	1	33
JG 7202 4W	7	30
JG 7203 4W	6	30
JG 7204 4W	7	33
JG 7205 4W	8	33

Part Number	Figure No.	Page No.
JG 7301 5S	3	33
JG 7302 5S	4	33
JG1138 41	31	21
JG2326 06	19	64
JL 1610 12	13	22
JL 4030 00	6	38
JL 4030 01	6A	38
JN 1810 33	2	2
JN 3516 04	9	38
JU 1132 00	5	25
JU 1138 01	16	12
JU 1210 09	12	21
JU 1210 18	29	21
JU 1210 19	28	21
JU 1318 01	13	36
JU 1318 02	2	37
JU 1318 05	3	39
JU 1318 05	1	41
JU 1318 07	17	39
JU 1318 07	3	41
JU 1318 08	5	41
JU 1318 09	16	39
JU 1318 09	4	40
JU 1318 09	2	41
JU 1318 10	4	41
JU 1318 15	14	39
JU 1318 16	13	39
JU 1710 01	10	32
JU 1810 00	11	66
JU 1812 00	5	12
JU 1812 01	4	12

Part Number	Figure No.	Page No.
JU 1814 05	10	66
JU 1814 08	19	66
JU 1814 09	17	66
JU 1814 10	18	66
JU 1814 12	20	66
JU 1814 15	26	33
JU 2312 04	9	66
JU 2312 05	4	66
JU 2312 07	24	66
JU 2328 00	12	66
JU 2328 05	13	66
JU 4014 00	4	22
JU 4020 00	5	38
JU 4024 00	15	36
JU 4024 00	31	37
JU 5112 04	10	14
JU 5614 00	11	11
JU 5614 01	13	11
JY 1134 00	11	23
JY 1134 01	10	23
JY 1138 00	9	12
JY 1138 01	8	12
JY 1312 03	17	37
JY 1318 00	2	36
JY 1612 00	9	22
JY 1612 01	8	22
JY 1718 04	1	32
JY 1812 01	1	34
JY 1812 17	2	34
JY 1812 18	5	34
JY 1812 19	4	34

Part Number	Figure No.	Page No.
JY 3510 08	3	18
JY 3510 19	4	18
JY 3512 00	22	18
JY 3512 03	11	18
JY 3514 00	10	20
JY 3516 04	1	19
JY 3518 00	3	2
JY 5010 08	1	1
JY 5110 58	5	15
JY 5110 59	22	16
JY 5110 60	23	16
JY 5110 66	2	16
JY 5110 67	1	16
JY 5110 68	25	16
JY 5110 69	3	16
JY 5110 70	4	16
JY 5112 12	11	14
JY 5112 19	4	15
JY 5112 20	8	15
JY 5112 21	2	14
JY 5112 22	1	14
JY 5112 23	3	14
JY 5112 24	5	14
JY 5112 25	7	14
JY 5112 26	12	14
JY 5112 27	9	15
JY 5112 29	7	15
JY 5112 30	5	16
JY 5112 34	2	15
JY 5112 35	1	15
JY 5112 36	6	14

Part Number	Figure No.	Page No.
JY 5112 38	13	15
JY 5210 06	4	5
JY 5212 14	6	5
JY 5212 20	5	5
JY 5310 05	3	6
JY 5310 08	10	6
JY 5310 21	1	6
JY 5310 24	2	6
JY 5310 26	8	6
JY 5312 13	1	4
JY 5410 09	15	1
JY 5410 09	10	15
JY 5410 16	14	2
JY 5410 29	18	1
JY 5410 31	10	2
JY 5410 35	1	2
JY 5410 36	2	1
JY 5410 39	11	10
JY 5410 42	17	2
JY 5410 47	11	1
JY 5410 50	9	2
JY 5410 51	16	1
JY 5410 52	16	2
JY 5412 06	27	18
JY 5412 08	9	18
JY 5412 09	19	3
JY 5412 13	1	3
JY 5412 17	5	3
JY 5412 19	1	18
JY 5412 21	4	3
JY 5412 22	24	18

Part Number	Figure No.	Page No.
JY 5412 24	2	18
JY 5412 25	12	3
JY 5412 27	14	18
JY 5412 31	26	18
JY 5420 20	16	3
JY 5510 05	6	9
JY 5510 06	1	9
JY 5510 08	3	9
JY 5510 10	6	8
JY 5510 15	15	9
JY 5510 17	17	9
JY 5510 18	14	9
JY 5510 19	8	7
JY 5510 21	2	8
JY 5510 22	1	8
JY 5510 27	8	9
JY 5512 05	11	9
JY 5512 12	4	6
JY 5512 14	4	8
JY 5512 15	9	8
JY 5512 17	13	9
JY 5512 18	9	9
JY 5512 20	12	6
JY 5512 25	3	19
JY 5512 26	2	19
JY 5512 28	8	8
JY 5512 29	5	8
JY 5512 30	7	8
JY 5512 31	3	8
JY 5512 32	12	9
JY 5512 33	2	9

Part Number	Figure No.	Page No.
JY 5512 34	7	9
JY 5512 35	5	9
JY 5512 36	10	9
JY 5512 37	4	9
JY 5514 00	1	7
JY 5514 01	2	7
JY 5514 02	20	18
JY 5514 03	4	7
JY 5514 04	6	3
JY 5514 08	3	7
JY 5514 13	11	7
JY 5514 16	9	7
JY 5514 17	7	7
JY 5514 21	5	7
JY 5514 22	10	7
JY 5514 26	15	7
JY 5514 27	16	7
JY 5610 01	1	10
JY 5610 02	7	10
JY 5610 04	9	10
JY 5610 07	10	10
JY 5610 08	8	10
JY 5612 05	1	11
JY 5710 08	21	17
JY 5710 09	22	17
JY 5710 12	1	17
JY 5710 15	18	17
JY 5710 23	3	17
JY 5710 24	25	17
JY 5710 29	19	2
JY 5710 30	5	17

PART INDEX

390 Duke

Part Number	Figure No.	Page No.
JY 5810 03	6	29
JY 5810 11	1	29
JY 5810 16	14	29
JY 5810 26	13	29
JY 5810 28	10	29
JY 5812 00	9	20
JY 5814 04	8	20
JY 5814 05	16	20
JY 5814 05	11	29
JY 5910 14	7	28
JY 5910 15	6	28
JY 5910 32	2	28
JY 5910 37	1	28
JY 6012 04	13	13
JY 6012 15	11	13
JY 6012 24	2	12
JY 6012 25	10	13
JY 6012 26	15	13
JY 6012 27	11	12
JY 6012 34	1	12
JY 6110 00	2	20
JY 6112 02	1	20
JY 6214 11	4	19
KA AD06 12	12	13
KA CE06 16	7	27
KA CE06 16	21	33
KA CH06 60	16	22
KA DM06 10	10	12
KA DM06 14	22	33
KA DM06 14	7	34
KA DM06 14	12	40

Part Number	Figure No.	Page No.
KA DM06 20	15	31
KA DM06 20	6	34
KA DM06 20	21	40
KA DM06 20	22	66
KA DM06 22	12	11
KA DM06 25	7	31
KA DM06 25	13	38
KA DM08 20	4	38
KA DP05 16	14	17
KA DQ06 06	17	4
KA DQ06 14	13	28
KA DQ06 20	14	4
KA DQ06 20	14	15
KA DQ06 25	6	19
KA DQ06 30	11	28
KA EG06 45	6	15
KA EM06 10	35	24
KA EM06 12	2	29
KA EM06 14	23	38
KA EM06 16	13	42
KA EQ06 35	14	3
KA EQ06 35	16	18
KA EQ06 40	7	16
KA EQ06 50	15	18
KB BF04 08	12	20
KB BG06 12	11	2
KC AJ06 05	22	40
KC EE05 04	28	33
KD AE05 10	29	33
KD BE06 13	13	40
KD BE06 13	8	66

Part Number	Figure No.	Page No.
KD CF06 12	14	12
KE AB10 10	4	17
KE BA37 15	5	2
KH AD20 15	14	40
KP AC62 05	20	37
KP BF63 04	2	4
KP BG62 02	12	2
LA A000 07	9	27
LA C000 04	20	21
LA C000 06	2	26
LA C000 10	8	51
LA C000 11	16	30
LA C000 13	25	21
LA C000 14	23	18
LA C000 23	22	23
LA C000 24	6	10
LA C000 24	10	16
LA C000 29	3	66
LA C000 32	11	16
LA C000 40	16	66
LA C000 40	16	33
LA D000 37	11	39
LA D000 38	18	23
LA D000 39	17	23
LA D000 40	12	12
LA D000 40	15	12
LA D000 40	13	41
LA D000 43	24	33
LA D000 44	7	25
LA D000 46	17	42
LA D000 55	16	6

Part Number	Figure No.	Page No.
LA D000 55	19	18
LA D000 65	16	28
LA D000 71	6	66
LA D000 71	25	66
LA D000 74	13	20
LA D000 75	10	28
LA D000 76	21	27
LA D000 77	14	58
LA D000 80	8	32
LA D000 82	19	13
LA D000 84	7	66
LA D000 93	16	36
LA D000 93	32	37
LA D000 93	9	41
LA D000 94	19	39
LA D000 94	10	41
LA D000 97	3	15
LA D001 07	18	21
LA E000 01	19	1
LA E000 10	15	2
LA E000 10	18	2
LA E000 10	6	25
LA E000 10	19	27
LA E000 10	10	38
LA E000 14	37	24
LA E000 16	8	18
LA E000 16	25	18
LA E000 17	18	9
LA E000 17	26	16
LA E000 18	7	17
LB B000 05	12	56

Part Number	Figure No.	Page No.
LB B000 10	27	33
LB C000 03	14	20
LB R000 02	19	33
LB R000 02	10	42
LB R000 02	7	50
LB R000 03	14	33
LB R000 03	12	42
LB U000 07	23	33
LB U000 09	21	30
LB U000 09	11	42
LB U000 09	14	66
LC A000 05	8	42
LC A000 08	23	27
LC A000 09	23	37
LC G000 02	11	6
LC G000 03	4	26
LC G000 03	10	27
LC G000 04	6	27
LC G000 06	14	16
LC G000 09	13	7
LC H000 01	24	21
LC L000 02	13	12
LC L000 02	14	41
LD A000 04	4	37
LD A000 07	15	33
LD A000 12	14	42
LD A000 14	12	16
LD A000 15	21	16
LD B000 10	15	6
LD B000 10	18	18
LD B000 11	3	26

PART INDEX

390 Duke

Part Number	Figure No.	Page No.
LD B000 12	8	17
LD B000 13	11	30
LD B000 16	7	32
LD B000 18	23	23
LD B000 19	27	23
LD B000 19	31	24
LD B000 20	3	3
LD B000 21	3	38
LD B000 27	17	33
LD B000 31	21	66
LD B000 33	17	6
LD C000 01	5	66
LD F000 02	21	42
LD H000 02	13	6
LE B000 01	13	1
LE B000 01	4	4
LH A000 01	23	40
LH A000 02	28	23
LH D000 01	20	17
LJ A000 01	24	16
LJ A000 02	13	2
LJ A000 02	24	17
LJ A000 04	15	17
LJ A000 06	23	17
LJ A000 07	28	18
LP B000 01	7	2
PA 4022 04	14	38

Part Number	Figure No.	Page No.
-------------	------------	----------

Part Number	Figure No.	Page No.
-------------	------------	----------

Part Number	Figure No.	Page No.
-------------	------------	----------

Part Number	Figure No.	Page No.
-------------	------------	----------



